


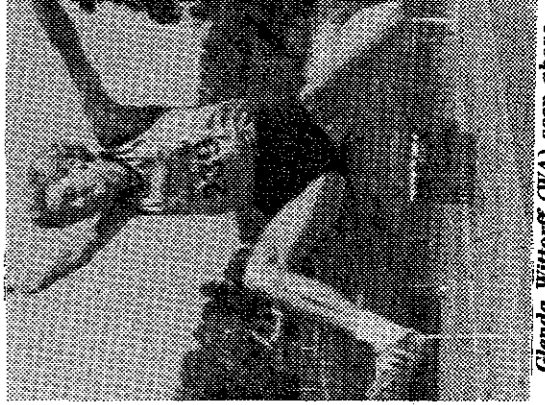


M 35	5000 Metres	J LANGFORD 35.03.1 J PRESSLEY 35.44.7 M THOMPSON 36.12.0 D REID 36.34.4 M DANBY 37.22.4 W HIGGS 38.19.0 A WILLIAMS 39.01.8 G DEHNERT 39.58.4 P SANDERS 41.11.1	W 40	400 Metres Hurdles	J HYNES 1.06.3 QLD R TREGENZA 1.08.4 SA E HINDLE 1.09.4 WA W 45	400 Metres Hurdles	K HOLLAND 1.13.6 WA C BATTERSBY 1.13.9 VIC S WESTBROOK 1.26.9 TAS	M 60	2000 Metres Steeple	A TYSON 9.14.7 WA W HUGHES 10.15.7 WA M 65	2000 Metres Steeple	T ORR 8.38.0 VIC M MCKAY 9.09.6 VIC S STANKOVIC 9.40.3 VIC	W 45	5000 Metres Walk	P HALL 28.41.5 VIC M STONE 32.02.8 WA J GREENFIELD 32.42.2 WA L SCHICKERT 35.11.2 WA																																									
M 40	5000 Metres	M LYNN 15.38.2 K SOLOMON 15.48.0 D SCOTT 16.37.6 N BEECH 16.59.2 F LANGFORD 17.18.0 M THOMPSON 17.37.2 T PHELAN 17.46.7 B DANBY 17.48.0 G DEHNERT 18.17.6 D MUIR 18.42.0 M RHODES 19.08.7 A JENKINS 19.32.7 N TAMPLIN 19.37.9	W 45	5000 Metres Walk	M GIBBS 45.31.3 NSW W 65	5000 Metres Walk	V TYSON 36.03.7 WA P HEAD 38.16.6 WA	M 70	5000 Metres Walk	D JACK 36.53.5 VIC W 75	5000 Metres Walk	N JEFFREYS 39.58.7 VIC A NICHOLLS 42.54.2 VIC	M 40	20 Kilometre Road Walk	J HISON 1.43.48 WA A WILLIAMS 1.59.33 ACT																																									
M 45	5000 Metres	A CARSE 16.15.4 F SMITH 16.25.5 B LLOYD 16.31.3 R SCHICKERT 17.16.4 M THORNTON 17.51.7 M ORELLI 18.24.2 D ROBERTS 18.33.1 C SPARE 19.03.3 J YATES 19.54.7 G MURFETT 20.13.8 A BRADFORD 20.32.2 R FARRELL 22.10.2 L JAMES 22.32.1	M 50	10000 Metres	F SMITH 34.09.3 B LLOYD 34.20.0 H STOFFERS 34.45.2 R RAYNEN 36.32.2 G THORNTON 38.42.1 S LATCHFORD 39.01.0 C SPARE 39.18.7 J BARNES 39.25.1 J YATES 41.10.5 P MARTIN 41.14.0 G MURFETT 45.00.0 L JAMES 45.51.7 R FARRELL 48.22.4	M 55	10000 Metres	J CLARKE 37.42.9 T FRY 39.27.3 B KENNEDY 39.57.0 F MCLENDEN 40.03.7 D BLOM 41.31.4 R GARRICK 41.49.6 T DAVISON 42.21.2 R BONNER 44.04.9 C SILCOCK 44.17.9 G POWER 47.09.4	M 60	10000 Metres	D WESTON 43.28.1 B MORREY 44.51.0 W HUGHES 49.50.0 P COUTTIE 55.44.3 M 65	10000 Metres	J GILMOUR 38.53.8 T ORR 39.50.0 G MCKEOWN 42.16.8 D BEAMES 46.17.6 W DRAYSON 47.22.0	M 70	10000 Metres	C BOULD 51.51.8 V ADAMSON 56.11.7 L FOULSER 59.00.4	M 35	10000 Metres	K GOBBY 40.31.9 R HANCOCK-RUSSELL 48.52.7 R LANGFORD 49.49.1	M 40	10000 Metres	A ANSELL 43.18.2 V KUHN 43.25.1 P FARRELL 50.55.3	M 45	10000 Metres	M STEWART 42.54.3 H GARRICK 50.14.0	M 50	10000 Metres	A YOUNG 46.44.3 J DAVISON 52.29.2	M 55	10000 Metres	J HALLORY 54.34.2 M 35	400 Metres Hurdles	J MOLLOY 58.9 J NEALE 65.8 C RIDDOCH 66.5	M 40	400 Metres Hurdles	M GROOM 61.4 K MARTIN 67.0 T TRACHTENBERG 72.3 J POULTER 74.7	M 50	300 Metres Hurdles	K DANIELS 45.5 H HALL 45.6 G POWELL 47.2 N RICHARDS 51.2 T HASLEN 55.8 J TURNBULL 57.8	M 55	300 Metres Hurdles	T MORGAN 48.6 T HALL 50.7 B MOULTON 50.9	M 65	300 Metres Hurdles	F O'CONNOR 54.9 K HATCHETT 75.6	M 70	300 Metres Hurdles	K HOPKINS 59.5	M 75	400 Metres Hurdles	M 35	10000 Metres	P RUSSELL 37.43.2 D MARSH 76.14.4	M 40	10000 Metres	M LYNN 33.08.7




Rod Garrick (NSW) seen above in the M55 10000 Metres, at the National Titles in Perth. John Bird Photos (WA)

M 35	5000 Metres	J CLARKE 37.42.9 T FRY 39.27.3 B KENNEDY 39.57.0 F MCLENDEN 40.03.7 D BLOM 41.31.4 R GARRICK 41.49.6 T DAVISON 42.21.2 R BONNER 44.04.9 C SILCOCK 44.17.9 G POWER 47.09.4	M 40	110 Metres Hurdles	J POULTER 20.1 K MARTIN 20.8 T TRACHTENBERG 21.1	M 50	100 Metres Hurdles	POMELL 18.0 SARRAWAY 18.6 RICHARDS 20.1 BENNETT 22.1	M 55	100 Metres Hurdles	MCGRATH 18.6 HALL 18.7 MOULTON 19.2 MORGAN 19.3	M 60	100 Metres Hurdles	GOURLAY 20.1 COLLINS 21.5 FOLEY 22.3	M 65	100 Metres Hurdles	O'CONNOR 20.1 GOFF 21.3 MCKAY 23.3	M 70	80 Metres Hurdles	H LOGAN 17.5 W 30	100 Metres Hurdles	L NOBLE 20.1 W 35	100 Metres Hurdles	E DUNDAS 22.7 W 40	80 Metres Hurdles	E HINDLE 11.8 J HYNES 12.0	M 45	80 Metres Hurdles	G BATTERSBY 14.9 S WESTBROOK 17.9	M 50	80 Metres Hurdles	T WHARTON 15.1 G SEYMON 16.0	M 55	3000 Metres Steeple	D REID 10.57.0 C RIDDOCH 12.27.2	M 40	3000 Metres Steeple	F LANGFORD 10.42.5 B DANBY 11.17.9 A WILLIAMS 11.27.4 A JENKINS 12.20.7	M 45	3000 Metres Steeple	A CARSE 10.50.0 L JAMES 14.08.8	M 50	3000 Metres Steeple	M ROBERTS 11.00.6 J SEYMON 11.01.8 T MASLEN 11.58.0 J HOYE 11.40.0	M 55	3000 Metres Steeple	M 35	10000 Metres	M 40	10000 Metres	M 45	10000 Metres	M 50	10000 Metres	M 55	10000 Metres
------	-------------	--	------	--------------------	--	------	--------------------	---	------	--------------------	--	------	--------------------	--	------	--------------------	--	------	-------------------	----------------------	--------------------	----------------------	--------------------	-----------------------	-------------------	-------------------------------	------	-------------------	--------------------------------------	------	-------------------	---------------------------------	------	---------------------	-------------------------------------	------	---------------------	--	------	---------------------	------------------------------------	------	---------------------	---	------	---------------------	------	--------------	------	--------------	------	--------------	------	--------------	------	--------------




Glenda Wittorff (WA) seen above, taking the silver medal in the W50

		W 60		M 40		M 60		M 75	
		Cross Country	High Jump	Cross Country	High Jump	Triple Jump	Javelin (600g)	Cross Country	High Jump
B MARSLAND	35.27	WA		J STRACHAN	57.48	WA	G STRETTON	1.70	ACT
D SCOTT	35.56	WA		J ANSOUL	1.45	QLD	C ANSOUL	1.45	QLD
N BEECH	36.44	WA		J REYNOLDS	1.35	VIC	J REYNOLDS	1.35	VIC
F LANGFORD	37.26	WA							
J PRESSLEY	37.55	WA							
C LEMAN	38.08	WA							
M THOMPSON	38.13	WA							
B DANBY	38.20	WA							
N SCOTT	39.02	WA							
D MUIR	39.29	WA							
M RHODES	41.06	WA							
P HILL	41.54	WA							
P SANDERS	41.59	NSW							
N TANPLIN	43.07	NSW							
P BURGESS	45.18	WA							
M 45 Cross Country									
K WHEELER	34.40	WA							
B LLOYD	35.51	TAS							
A CARSE	36.35	WA							
R RAYMEN	37.18	WA							
R SCHICKERT	37.19	WA							
J RAY	38.47	WA							
J BARNES	38.58	WA							
B FOLEY	39.08	WA							
G THORNTON	39.21	WA							
M ORELLI	39.23	VIC							
D ROBERTS	40.12	WA							
R WILLIAMS	41.38	WA							
K SNOWDEN	42.16	WA							
R FARRELL	48.30	WA							
G HURFETT	49.10	VIC							
L JAMES	50.10	WA							
M 50 Cross Country									
J SEYMON	36.22	VIC							
S BARRIE	36.58	WA							
B MEE	37.49	VIC							
M ROBERTS	38.18	NSW							
D CAPLIN	38.41	WA							
J HOYE	38.52	WA							
R SAMWELLS	39.40	WA							
T MASLEN	43.18	WA							
D COX	43.47	VIC							
K FORDEN	43.59	WA							
J KEECH	45.34	WA							
R HARRIS	46.31	WA							
J SNEYTHE	49.12	WA							
F JONES	54.21	VIC							
M 55 Cross Country									
J CLARKE	38.22	VIC							
F MCLINDEN	39.46	WA							
B KENNEDY	39.57	WA							
T FRY	40.24	WA							
D BLOM	40.43	WA							
C SILCOCK	42.12	VIC							
T DAVISON	42.48	VIC							
R BONNER	43.19	WA							
A POHRY	44.31	WA							
P COUTTIE	45.38	VIC							
V BEAUMONT	46.28	WA							
B HORNER	47.19	WA							
A MALLORY	47.22	ACT							
M 60 Cross Country									
D WESTON	43.32	VIC							
B HORREY	45.36	VIC							
M HOYLE	47.24	WA							
E HOYLE	56.59	WA							
M 65 Cross Country									
J GILHOUR	38.27	WA							
T ORR	41.13	VIC							
G MCKEOWN	42.33	VIC							
R HUGHES	44.01	VIC							
N BEAVES	46.34	SA							
D DRAVSON	50.00	WA							
K BIRD	52.10	VIC							
G NEVITT	55.51	VIC							
F USHER	56.29	WA							
M 70 Cross Country									
J STRICKLAND	48.05	WA							
V ADAMSON	57.15	NZ							
M 75 Cross Country									
S NICHOLLS	66.10	VIC							
W 35 Cross Country									
K GORBY	40.26	WA							
H SANTIACH	45.08	WA							
A STINGENORE	46.36	WA							
S SANDERS	55.22	WA							
W 40 Cross Country									
A SHAW	42.37	WA							
B LEACH	43.26	WA							
V KUHN	45.14	WA							
H BIRKS	46.55	WA							
P FARRELL	55.40	WA							
T FRANK	72.00	WA							
W 45 Cross Country									
M STEWART	43.39	WA							
M FORDEN	46.08	WA							
K PENTON	46.38	WA							
J BOURKE	49.52	ACT							
H HURFETT	54.24	VIC							
W 50 Cross Country									
M HARMAN	44.59	WA							
A YOUNG	46.17	ACT							
T VAALSTA	49.39	WA							
L JONES	51.30	VIC							
A TURNER	53.12	VIC							
J DAVISON	54.33	WA							
S MASLEN	67.05	WA							
W 55 Cross Country									



West Australia's versatile Norm Richards (above) captured seven medals, at the recent National Titles.  
JohnBird Photos (WA)



Peter Brazier (NSW) scored an

