

100 m

MEN

M 35 100 METRES					M 40 100 METRES				
PLACE	TIME seconds	NO	NAME	STATE	PLACE	TIME seconds	NO	NAME	STATE
1	11.0 S	3543	H. Van Bavel	SA	1	11.30 S	4005	G. Barker	VIC
2	11.0 S	3523	P. Cootes	NSW	2	11.30 S	4063	B. Wilson	SA
3	11.10 S	3506	M. Lutteral	NSW	3	11.60 S	4027	P. Crombie	NSW
4	11.40 S	3560	M. Warlow	VIC	4	12.10 S	4093	I. Whittaker	VIC
5	11.60 S	3554	G. Ford	VIC	5	12.10 S	4066	N. Charles	TAS
6	11.80 S	3512	C. Burge	ACT	6	12.3 S	4095	A. Elliott	VIC
					7	12.60 S	4080	D. Lappin	VIC

M 45 100 METRES					M 50 100 METRES				
PLACE	TIME seconds	NO	NAME	STATE	PLACE	TIME mins secs	NO	NAME	STATE
1	11.40 S	4522	R. Austin	NSW	1	12.10 S	5028	G. Anderson	SA
2	11.60 S	4555	M. Stevenson	TAS	2	12.40 S	5031	H. Dillon	SA
3	11.80 S	4557	D. Clive	WA	3	12.60 S	5057	D. Mather	VIC
4	12.0 S	4592	J. Shand	VIC	4	12.70 S	5056	J. Howes	VIC
5	12.0 S	4583	G. Noden	VIC	5	12.70 S	5019	J. Sturzaker	NSW
6	12.20 S	4540	D. Brown	SA	6	13.20 S	5030	J. Cayzer	SA
7	12.30 S	4548	R. Stone	SA					
8	19.40 S	4584	G. Page	VIC					

M 55 100 METRES					M 60 100 METRES				
PLACE	TIME seconds	NO	NAME	STATE	PLACE	TIME seconds	NO	NAME	STATE
1	11.90 S	5528	M. Pirie	QLD	1	13.0 S	6012	T. Hishon	QLD
2	12.10 S	5526	E. Eden	QLD	2	13.20 S	6006	F. O'Connor	NSW
3	12.70 S	5553	L. Kent	VIC	3	13.20 S	6029	M. Johnston	VIC
4	13.0 S	5516	J. McGrath	NSW	4	13.50 S	6019	K. McConnell	TAS
5	13.0 S	5552	R. Hochreiter	VIC	5	13.50 S	6038	G. Soderstrom	VIC
6	13.0 S	5521	W. Simpson	NSW	6	13.90 S	6027	D. Blandy	VIC
7	13.30 S	5540	T. Morgan	SA	7	14.30 S	6014	A. Miojlic	SA
8	13.30 S	5558	R. Giesemann	VIC					

M 65 100 METRES					M 70 100 METRES				
PLACE	TIME seconds	NO	NAME	STATE	PLACE	TIME seconds	NO	NAME	STATE
1	12.60 S	6507	B. Hogan	QLD	1	15.70 S	7004	W. Stubbings	QLD
2	15.0 S	6503	G. Boag	ACT	2	15.80 S	7011	A. Smith	VIC
					3	15.80 S	7006	J. Wright	SA

M 75 100 METRES					M 90 100 METRES				
PLACE	TIME seconds	NO	NAME	STATE	PLACE	TIME seconds	NO	NAME	STATE
1	15.0 S	7503	H. Gathercole	VIC	1	24.10 S	9001	W. EMPY	NSW
2	16.50 S	7501	L. Barnes	SA					
3	17.80 S	7508	G. Simpson	VIC					
4	20.0 S	7505	R. McCartney	VIC					

100 m

WOMEN

F 30 100 METRES					F 35 100 METRES				
PLACE	TIME seconds	NO	NAME	STATE	PLACE	TIME seconds	NO	NAME	STATE
1	12.40 S	3001	D. Lange	SA	1	12.60 S	3505	E. Hindle	WA
2	12.50 S	3008	D. Drury	SA	2	12.60 S	3527	W. Perkins	QLD
3	12.70 S	3003	K. Adams	NSW	3	12.70 S	3535	P. Speakman	SA
4	12.90 S	3012	R. Lucas	VIC	4	13.10 S	3547	A. Holcombe	VIC
5	12.90 S	3011	J. Jacimovic	VIC	5	16.70 S	3503	E. Lambert	NSW
6	13.30 S	3037	L. Downs	SA					
7	13.80 S	3005	K. Macey	NSW					
8	14.20 S	3004	E. Gates	NSW					

F 40 100 METRES					F 45 100 METRES				
PLACE	TIME seconds	NO	NAME	STATE	PLACE	TIME seconds	NO	NAME	STATE
1	12.60 S	4048	R. Tregenza	SA	1	13.0 S	4534	W. Ey	SA
2	12.90 S	4036	U. Lumd	QLD	2	13.60 S	4506	T. Wharton	NSW
3	13.50 S	4064	L. Larsen	TAS	3	14.10 S	4526	H. Searle	NSW
4	13.70 S	4098	N. Parrish	NSW	4	14.20 S	4520	G. Seymon	NSW
5	14.10 S	4012	M. Ward	ACT	5	16.80 S	4565	P. Dunn	VIC
6	14.50 S	4045	V. Fullager	SA	6	17.10 S	4556	S. Cross	WA
7	14.60 S	4065	S. Westbrook	TAS					
8	14.70 S	4024	M. Jones	NSW					

F 50 100 METRES					F 60 100 METRES				
PLACE	TIME seconds	NO	NAME	STATE	PLACE	TIME seconds	NO	NAME	STATE
1	14.20 S	5023	D. Pirie	QLD	1	15.30 S	6009	A. Hogan	QLD
2	14.60 S	5010	B. Adams	NSW	2	16.30 S	6023	B. Newman	VIC
3	15.20 S	5044	T. Lebb	VIC	3	16.80 S	6025	B. Woodburn	VIC
4	15.50 S	5039	P. Carr	WA	4	19.30 S	6003	M. Gibbs	NSW
5	15.70 S	5022	H. Doherty	QLD	5	19.70 S	6020	V. Tyson	WA

200 m

MEN

M 35 200 METRES

PLACE	TIME seconds	NO	NAME	STATE
1	22. 90 S	3523	P. Cootes	NSW
2	22. 90 S	3543	H. Van Bavel	SA
3	23. 90 S	3554	G. Ford	VIC
4	24. 0 S	3544	P. Wurlod	SA
5	24. 70 S	3520	Kr Atkins	NSW
6	25. 0 S	3524	J. Gates	NSW

M 45 200 METRES

PLACE	TIME seconds	NO	NAME	STATE
1	23. 50 S	4522	R. Austin	NSW
2	24. 60 S	4555	M. Stevenson	TAS
3	25. 0 S	4592	J. Shand	VIC
4	25. 50 S	4583	G. Noden	VIC
5	26. 20 S	4584	G. Page	VIC
6	26. 30 S	4540	D. Brown	SA
7	26. 75	4548	R. Stone	SA

M 40 200 METRES

PLACE	TIME seconds	NO	NAME	STATE
1	23. 10 S	4042	H. Steinmann	QLD
2	23. 40 S	4063	B. Wilson	SA
3	23. 70 S	4027	P. Crombie	NSW
4	24. 20 S	4034	A. Turnbull	NSW
5	25. 50 S	4066	N. Charles	TAS
6	26. 10 S	4095	A. Elliott	VIC
7	26. 60 S	4080	D. Lappin	VIC

M 50 200

PLACE	TIME seconds	NO	NAME	STATE
1	24. 90 S	5028	G. Anderson	SA
2	25. 70 S	5056	J. Howes	VIC
3	26. 20 S	5031	H. Dillon	SA
4	26. 30 S	5057	D. Mather	VIC
5	26. 70 S	5035	D. Paul	SA
6	28. 10 S	5036	D. Williams	SA
7	28. 20 S	5040	D. Carr	WA
8	29. 70 S	5005	S. Grimm	SA

M 55 200 METRES

PLACE	TIME seconds	NO	NAME	STATE
1	25. 70 S	5528	M. Pirie	QLD
2	26. 10 S	5526	E. Eden	QLD
3	26. 40 S	5553	L. Kent	VIC
4	27. 50 S	5540	T. Morgan	S.
5	28. 10 S	5521	W. Simpson	NSW
6	28. 60 S	5518	R. Nash	NSW
7	30. 80 S	5513	R. Cartwright	NSW

M 60 200 METRES

PLACE	TIME seconds	NO	NAME	STATE
1	27. 40 S	6012	T. Hishon	QLD
2	28. 20 S	6006	F. O'Connor	NSW
3	28. 30 S	6029	M. Johnston	VIC
4	29. 0 S	6014	R. Clarke	SA
5	30. 0 S	6038	G. Soderstrom	VIC
6	31. 80 S	6027	D. Blandy	VIC

M 65 200 METRES

PLACE	TIME seconds	NO	NAME	STATE
1	26. 40 S	6507	B. Hogan	QLD
2	31. 50 S	6511	C. Odell	TAS
3	31. 90 S	6503	G. Boag	ACT

M 70 200 METRES

PLACE	TIME seconds	NO	NAME	STATE
1	32. 50 S	7004	W. Stubbings	QLD
2	33. 50 S	7011	A. Smith	VIC

M 75 200 METRES

PLACE	TIME seconds	NO	NAME	STATE
1	32. 10 S	7503	H. Gathercole	VIC
2	40. 90 S	7508	G. Simpson	VIC
3	44. 10 S	7505	R. McArtney	VIC

M 90 200 METRES

PLACE	TIME seconds	NO	NAME	STATE
1	54. 70 S	9001	W. EMPEY	NSW

200 m

WOMEN

F 30 200 METRES

PLACE	TIME seconds	NO	NAME	STATE
1	26. 30 S	3001	D. Lange	SA
2	26. 70 S	3003	K. Adams	NSW
3	27. 10 S	3008	D. Drury	SA
4	27. 10 S	3011	J. Jacimovic	VIC
5	29. 60 S	3005	K. Macey	NSW
6	29. 70 S	3007	L. Downs	SA
7	31. 80 S	3009	J. Shaw	TAS

F 40 200 METRES

PLACE	TIME seconds	NO	NAME	STATE
1	27. 10 S	4048	R. Tregenza	SA
2	28. 10 S	4036	U. Lund	QLD
3	29. 10 S	4098	N. Parrish	NSW
4	30. 70 S	4012	M. Ward	ACT
5	31. 0 S	4065	S. Westbrook	TAS

F 35 200 METRES

PLACE	TIME seconds	NO	NAME	STATE
1	27. 10 S	3505	E. Hindle	WA
2	27. 40 S	3535	P. Speakman	SA
3	27. 40 S	3527	W. Perkins	QLD
4	27. 40 S	3547	A. Holcombe	VIC

F 45 200 METRES

PLACE	TIME seconds	NO	NAME	STATE
1	27. 0 S	4534	W. Ey	SA
2	28. 50 S	4506	T. Wharton	NSW
3	29. 0 S	4501	J. Morrey	VIC
4	29. 60 S	4520	G. Seymon	NSW
5	36. 40 S	4556	S. Cross	WA

F 50 200 METRES

PLACE	TIME seconds	NO	NAME	STATE
1	30. 80 S	5023	D. Pirie	QLD
2	32. 30 S	5010	B. Adams	NSW
3	33. 50 S	5044	T. Lebb	VIC
4	34. 50 S	5039	P. Carr	WA

F 60 200 METRES

PLACE	TIME seconds	NO	NAME	STATE
1	32. 60 S	6009	A. Hogan	QLD
2	34. 40 S	6025	B. Woodburn	VIC
3	35. 30 S	6023	B. Newman	VIC
4	44. 30 S	6003	M. Gibbs	NSW

F 55 200 METRES

PLACE	TIME seconds	NO	NAME	STATE
1	31. 90 S	5530	A. Cooper	SA
2	36. 0 S	5506	C. O'Callaghan	ACT

400 m

MEN

M 35 400 METRES

PLACE	TIME	NO	NAME	STATE
	seconds			
1	50.90 S	3523	P. Cootes	NSW
2	51.80 S	3554	G. Ford	VIC
3	53.90 S	3520	K. Atkins	NSW
4	54.40 S	3539	A. Hare	SA
5	54.50 S	3524	J. Gates	NSW
6	55.0 S	3544	P. Wurlod	SA
7	55.10 S	3513	B. Gleeson	ACT
8	55.90 S	3556	T. McGarity	VIC

M 45 400 METRES

PLACE	TIME	NO	NAME	STATE
	seconds			
1	53.20 S	4522	R. Austin	NSW
2	54.20 S	4592	J. Shand	VIC
3	54.20 S	4557	D. Clive	WA
4	56.60 S	4584	G. Page	VIC
5	58.70 S	4572	A. Bradford	VIC
6	60.50 S	4598	B. Seers	VIC
7	63.60 S	4550	P. Yaxley	SA
8	63.60 S	4503	L. Whitelaw	SA

M 55 400 METRES

PLACE	TIME	NO	NAME	STATE
	seconds			
1	57.80 S	5528	M. Pirie	QLD
2	59.40 S	5553	L. Kent	VIC
3	59.40 S	5540	T. Morgan	SA
4	60.70 S	5533	C. Cooper	SA
5	64.0 S	5541	G. Parkinson	SA
6	66.60 S	5518	R. Nash	NSW
7	67.30 S	5513	R. Cartwright	NSW
8	68.90 S	5503	R. Sara	SA

M 70 400 METRES

PLACE	TIME	NO	NAME	STATE
	seconds			
1	71.50 S	7004	W. Stubbings	QLD
2	72.90 S	7011	A. Smith	VIC

M 75 400 METRE FINAL

PLACE	TIME	NO	NAME	STATE
	mins secs			
1	1 18.40	7503	H. Gathercole	VIC
2	1 36.50	7505	R. McArtney	VIC
3	2 3.30	7508	G. Simpson	VIC

M 40 400 METRES

PLACE	TIME	NO	NAME	STATE
	seconds			
1	53.20 S	4027	P. Crombie	NSW
2	53.60 S	4034	A. Turnbull	NSW
3	53.60 S	4052	P. Dempsey	SA
4	55.50 S	4066	N. Charles	TAS
5	56.70 S	4019	D. Wallace	ACT
6	59.80 S	4080	D. Lappin	VIC
7	70.60 S	4002	M. Oreili	VIC

M 50 400 METRES

PLACE	TIME	NO	NAME	STATE
	seconds			
1	55.30 S	5056	J. Howes	VIC
2	57.30 S	5035	D. Paul	SA
3	58.40 S	5040	D. Carr	WA
4	59.70 S	5034	D. Parker	SA
5	60.70 S	5019	J. Sturzaker	NSW
6	61.60 S	5037	F. Auld	TAS

M 60 400 METRES

PLACE	TIME	NO	NAME	STATE
	seconds			
1	60.30 S	6012	T. Hishon	QLD
2	62.10 S	6034	R. McRae	VIC
3	62.40 S	6014	R. Clarke	SA
4	63.60 S	6033	G. McKeown	VIC
5	65.20 S	6029	M. Johnston	VIC
6	65.20 S	6032	M. McKay	VIC
7	69.60 S	6027	D. Blandy	VIC

M 65 400 METRES

PLACE	TIME	NO	NAME	STATE
	seconds			
1	62.10 S	6507	B. Hogan	QLD
2	67.70 S	6511	C. Odell	TAS
3	69.30 S	6503	G. Boag	ACT
4	72.40 S	6504	K. Hopkins	NSW

M 90 400 METRES

PLACE	TIME	NO	NAME	STATE
	mins secs			
1	2 7.50	9001	W. Empey	NSW

400 m

WOMEN

F 30 400 METRES

PLACE	TIME	NO	NAME	STATE
	seconds			
1	59.0 S	3001	D. Lange	SA
2	59.3 S	3012	R. Lucas	VIC
3	60.3 S	3011	J. Jacimovic	VIC
4	63.6 S	3004	E. Gates	NSW
5	65.7 S	3009	J. Shaw	TAS

F 40 400 METRES

PLACE	TIME	NO	NAME	STATE
	seconds			
1	65.4 S	4012	M. Ward	ACT
2	66.0 S	4098	N. Parrish	NSW
3	68.10 S	4024	M. Jones	NSW
4	69.90 S	4065	S. Westbrook	TAS

F 50 400 METRES

PLACE	TIME	NO	NAME	STATE
	seconds			
1	73.20 S	5023	D. Pirie	QLD
2	75.10 S	5039	P. Carr	WA
3	77.70 S	5010	B. Adams	NSW

F 35 400METRES

PLACE	TIME	NO	NAME	STATE
	seconds			
1	58.80 S	3547	A. Holcombe	VIC
2	60.50 S	3527	W. Perkins	QLD
3	60.50 S	3505	E. Hindle	WA
4	63.60 S	3551	H. Steadman	VIC

F 45 400 METRES


PLACE	TIME	NO	NAME	STATE
	seconds			
1	64.60 S	4501	J. Morrey	VIC
2	74.90 S	4566	J. Grima	VIC
3	77.70 S	4568	H. Murfett	VIC

F 55 400 METRES

PLACE	TIME	NO	NAME	STATE
	seconds			
1	72.70 S	5530	A. Cooper	SA
2	78.20 S	5543	S. Brasher	TAS
3	86.70 S	5512	O. Webb	NSW

F 60 400 METRES

PLACE	TIME	NO	NAME	STATE
	seconds			
1	87.20 S	6025	B. Woodburn	VIC



800 m

MEN

800 m WOMEN 1500 m

M 35 ★ 800 METRES

PLACE	TIME	NO	NAME	STATE
	mins secs			
1	1	3542	P. Tippet	SA
2	1	3504	R. Lange	SA
3	2	3555	C. Macek	VIC
4	2	3554	G. Ford	VIC
5	2	3513	B. Gleeson	ACT
6	2	3540	P. Minney	SA
7	2	3565	W. Stagg	VIC

M 55 800 METRES

PLACE	TIME	NO	NAME	STATE
	mins secs			
1	2	5520	B. Sharpe	NSW
2	2	5515	T. McDonald	NSW
3	2	5505	R. Woodcock	SA
4	2	5541	G. Parkinson	SA
5	2	5540	T. Morgan	SA
6	2	5556	S. Tutchener	VIC
7	3	5502	D. Opperman	SA

F 30 800 METRES

PLACE	TIME	NO	NAME	STATE
	mins secs			
1	2	3001	D. Lange	SA
2	2	3012	R. Lucas	VIC
3	2	3009	J. Shaw	TAS
4	2	3004	E. Gates	NSW

F 30 1500 METRES

PLACE	TIME	NO	NAME	STATE
	mins secs			
1	5	3013	J. Foley	VIC

M 40 800 METRES

PLACE	TIME	NO	NAME	STATE
	mins secs			
1	2	4081	L. Leyden	VIC
2	2	4017	D. Telford	ACT
3	2	4031	I. Melrose	NSW
4	2	4052	P. Dempsey	SA
5	2	4072	W. Brooks	VIC
6	2	4056	P. Henschke	SA
7	2	4019	D. Wallace	ACT

M 60 800 METRES

PLACE	TIME	NO	NAME	STATE
	mins secs			
1	2	6034	R. McRae	VIC
2	2	6014	R. Clarke	SA
3	2	6021	A. Tyson	WA
4	2	6002	M. Collins	ACT
5	3	6007	M. Wild	NSW

F 35 800 METRES

PLACE	TIME	NO	NAME	STATE
	mins secs			
1	2	3547	A. Holcombe	VIC
2	2	3531	J. Daly	SA
3	2	3551	H. Steadman	VIC

F 35 1500 METRES

PLACE	TIME	NO	NAME	STATE
	mins secs			
1	4	3531	J. Daly	SA
2	5	3510	J. Cullen	ACT
3	5	3509	M. Oakley	TAS
4	5	3552	P. Wallace	VIC

M 45 800 METRES

PLACE	TIME	NO	NAME	STATE
	mins secs			
1	2	4570	N. Beachley	VIC
2	2	4597	R. Paul	VIC
3	2	4549	B. Wyld	SA
4	2	4530	C. Young	NSW
5	2	4579	N. Johnston	VIC
6	2	4572	A. Bradford	VIC
7	2	4582	G. Murfett	VIC

M 65 800 METRES

PLACE	TIME	NO	NAME	STATE
	mins secs			
1	2	6511	C. Odell	TAS
2	2	6503	G. Boag	ACT

F 40 800 METRES

PLACE	TIME	NO	NAME	STATE
	mins secs			
1	2	4024	M. Jones	NSW
2	2	4012	M. Ward	ACT
3	2	4068	E. Mercer	WA
4	2	4065	S. Westbrook	TAS

F 40 1500 METRES

PLACE	TIME	NO	NAME	STATE
	mins secs			
1	5	4070	M. Serre	VIC
2	5	4065	S. Westbrook	TAS
3	5	4071	V. Thompson	VIC
4	6	4037	D. Southern	QLD
5	6	4047	M. Rhodes	SA
6	6	4068	E. Mercer	WA

M 50 800 METRES

PLACE	TIME	NO	NAME	STATE
	mins secs			
1	2	5056	J. Howes	VIC
2	2	5040	D. Carr	WA
3	2	5035	D. Paul	SA
4	2	5064	E. Stack	VIC
5	2	5037	F. Auld	TAS
6	2	5062	C. Silcock	VIC

M 70 800 METRES

PLACE	TIME	NO	NAME	STATE
	mins secs			
1	2	7004	W. Stubbings	QLD
2	2	7011	A. Smith	VIC
3	3	7002	V. Adamson	N.Z.

F 45 ★ 800 METRES

PLACE	TIME	NO	NAME	STATE
	mins secs			
1	2	4501	J. Morrey	VIC
2	2	4566	J. Grima	VIC
3	2	4516	N. Ducker	NSW
4	2	4568	H. Murfett	VIC
5	3	4535	A. Miller	SA

F 45 ★ 1500 METRES

PLACE	TIME	NO	NAME	STATE
	mins secs			
1	4	4561	D. Browne	VIC
2	5	4501	J. Morrey	VIC
3	5	4516	N. Ducker	NSW

M 75 800 METRES

PLACE	TIME	NO	NAME	STATE
	mins secs			
1	3	7502	J. Brown	VIC
2	4	7505	R. McArtney	VIC

M 75 800 METRES

PLACE	TIME	NO	NAME	STATE
	mins secs			
1	3	7502	J. Brown	VIC
2	4	7505	R. McArtney	VIC

F 55 800 METRES

PLACE	TIME	NO	NAME	STATE
	mins secs			
1	2	5543	S. Brasher	TAS
2	3	5512	O. Webb	NSW

F 55 1500 METRES

PLACE	TIME	NO	NAME	STATE
	mins secs			
1	5	5547	J. Albury	VIC
2	5	5543	S. Brasher	TAS
3	6	5557	S. Young	VIC

M 80 800 METRES

PLACE	TIME	NO	NAME	STATE
	mins secs			
1	3	8002	B. Woodburn	VIC
2	3	8003	M. Gibbs	NSW

M 80 800 METRES

PLACE	TIME	NO	NAME	STATE
	mins secs			
1	3	8002	B. Woodburn	VIC
2	3	8003	M. Gibbs	NSW

F 60 800 METRES

PLACE	TIME	NO	NAME	STATE
	mins secs			
1	3	6025	B. Woodburn	VIC
2	3	6003	M. Gibbs	NSW

F 60 1500 METRES

PLACE	TIME	NO	NAME	STATE
	mins secs			
1	6	6025	B. Woodburn	VIC

TAA. The friendly way.

1500 m

MEN

5000 m

MEN

M 35 1500 METRES

PLACE	TIME	NO	NAME	STATE
	mins secs			
1	3	58.60	3504 R. Lange	SA
2	4	4. 0	3529 B. Enders	QLD
3	4	8. 40	3555 C. Macek	VIC
4	4	14.20	3565 W. Stagg	VIC
5	4	17.60	3562 A. Foley	VIC
6	4	24.80	3545 B. Danby	WA

M 45 1500 METRES

PLACE	TIME	NO	NAME	STATE
	mins secs			
1	4	19.20	4570 N. Beachley	VIC
2	4	20.40	4593 T. Vincent	VIC
3	4	36.70	4530 C. Young	NSW
4	4	49.0	4549 B. Wyld	SA
5	4	49.50	4553 J. Claxton	TAS
6	4	50.20	4589 G. Salthouse	VIC
7	4	53.50	4595 R. Wilson	VIC
8	5	12.30	4582 G. Murfett	VIC
9	5	15.30	4575 T. Dunn	VIC
10	5	21.10	4552 J. Becker	TAS

M 35 5000 METRES

PLACE	TIME	NO	NAME	STATE
	mins secs			
1	15	15.70	3504 R. Lange	SA
2	15	17.90	3529 B. Enders	QLD
3	15	24.30	3557 C. O'Brien	VIC
4	15	25.0	3521 D. Barrett	NSW
5	15	26.0	3541 J. Petkovic	SA
6	15	52.50	3515 G. Moore	ACT
7	16	18.90	3545 B. Danby	WA
8	16	44.10	3521 D. Barrett	NSW

M 40 5000 METRES

PLACE	TIME	NO	NAME	STATE
	mins secs			
1	15	39.30	4014 G. Hand	ACT
2	15	51.30	4092 C. Stevenson	VIC
3	15	57.40	4057 A. McCool	SA
4	16	3. 10	4029 J. Hennessy	NSW
5	16	12.60	4009 B. Hicks	SA
6	16	14.90	4062 J. Williams	SA
7	16	18.30	4031 J. Melrose	NSW
8	16	18.50	4084 G. Moore	VIC
9	16	19.0	4051 J. Burnell	SA
10	16	31.0	4018 B. Thomas	ACT
11	17	1. 0	4013 K. Eynon	ACT
12	17	22.0	4053 B. Erskine	SA
13	17	46.0	4058 P. Pratt	SA
14	17	49.0	4038 M. McDermott	QLD
15	17	51.0	4090 K. Schnibbe	VIC
16	17	53.0	4050 T. Boswell	SA
17	18	2. 0	4082 P. Maddigan	VIC
18	18	43.0	4059 D. Smart	SA
19	18	53.0	4091 I. Stansfield	VIC

M 40 1500 METRES

PLACE	TIME	NO	NAME	STATE
	mins secs			
1	4	1. 60	4017 D. Telford	ACT
2	4	2. 90	4014 G. Hand	ACT
3	4	5. 0	4031 I. Melrose	NSW
4	4	18.60	4081 L. Leyden	VIC
5	4	23. 50	4092 C. Stevenson	VIC
6	4	34.20	4013 K. Eynon	ACT
7	4	34.70	4060 A. Vandembroeke	SA
8	4	38.60	4078 A. Irwin	VIC
9	4	46.30	4008 D. Beck	SA
10	4	55.70	4032 N. Tamplin	NSW
11	5	3. 50	4090 K. Schnibbe	VIC
12	5	14.30	4059 D. Smart	SA
13	5	17.90	4002 M. Orelli	VIC

M 50 1500 METRES

PLACE	TIME	NO	NAME	STATE
	mins secs			
1	4	34.50	5068 R. Young	VIC
2	4	45.90	5035 D. Paul	SA
3	4	58.80	5024 I. Anderson	QLD
4	5	11.0	5037 F. Auld	TAS
5	5	23.20	5062 C. Silcock	VIC

M 45 5000 METRES

PLACE	TIME	NO	NAME	STATE
	mins secs			
1	15	57.80	4513 P. Green	ACT
2	16	18.0	4547 T. Pugh	SA
3	16	41.70	4591 J. Seymon	VIC
4	16	57.50	4545 J. Kennedy	SA
5	17	1. 40	4544 P. Howitt	SA
6	17	37.40	4597 R. Paul	VIC
7	17	42.0	4573 T. Cook	VIC
8	18	11.0	4589 G. Salthouse	VIC
9	18	17.0	4530 C. Young	NSW
10	18	19.0	4543 J. Duran	SA
11	18	27.0	4595 R. Wilson	VIC
12	18	37.0	4552 J. Becker	TAS
13	18	57.0	4553 J. Claxton	TAS
14	19	8. 0	4538 R. Barber	SA
15	19	13.0	4585 J. Peacock	VIC
16	19	37.0	4527 W. Seary	NSW
17	19	19.0	4539 P. Boyce	SA
18	20	7. 0	4582 G. Murfett	VIC

M 50 5000 METRES

PLACE	TIME	NO	NAME	STATE
	mins secs			
1	16	29.90	5012 A. Blonner	NSW
2	17	3. 10	5067 D. Bowers	VIC
3	17	18.80	5068 R. Young	VIC
4	17	37.70	5063 J. Smith	VIC
5	17	59.50	5004 T. Berry	SA
6	18	38.50	5006 H. Thompson	SA
7	18	40.0	5024 I. Anderson	QLD
8	18	43.0	5052 T. Davison	VIC
9	18	48.0	5059 K. Only	VIC
10	19	29.0	5062 C. Silcock	VIC
11	20	13.0	5064 E. Stack	VIC
12	20	47.0	5013 R. Garrick	NSW
13	20	57.0	5001 A. Pomeroy	WA
14	21	55.0	5044 W. Gomers	NSW

M 55 1500 METRES

PLACE	TIME	NO	NAME	STATE
	mins secs			
1	4	42.50	5520 B. Sharpe	NSW
2	4	49.40	5515 T. McDonald	NSW
3	4	51.0	5505 R. Woodcock	SA
4	5	0. 70	5556 S. Tutchener	VIC
5	5	2. 10	5561 P. Piper	NSW
6	5	22.0	5517 E. McLean	NSW
7	5	32.30	5501 B. Morrey	VIC
8	5	34.40	5503 R. Sara	SA

M 65 1500 METRES

PLACE	TIME	NO	NAME	STATE
	mins secs			
1	4	55.60	6502 J. Gilmour	WA
2	5	17.70	6506 J. Milne	NSW
3	5	36.60	6511 C. Odell	TAS
4	6	4. 50	6503 G. Boag	ACT

M 55 5000 METRES

PLACE	TIME	NO	NAME	STATE
	mins secs			
1	17	38.40	5547	
1	17	52.70	5561 P. Piper	NSW
2	18	6. 80	5519 W. Seton	NSW
3	18	39.0	5538 A. McComb	SA
4	18	41.0	5509 P. Tesseyman	ACT
5	18	57.0	5556 S. Tutchener	VIC
6	19	34.0	5517 E. McLean	NSW
7	19	56.0	5501 B. Morrey	VIC
8	20	2. 0	5503 R. Sara	SA
9	21	35.0	5559 J. Markham	VIC
10	22	36.0	5534 M. Cubitt	SA

M 60 5000 METRES

PLACE	TIME	NO	NAME	STATE
	mins secs			
1	18	14.10	6033 G. McKeown	VIC
2	18	33.0	6036 T. Orr	VIC
3	18	53.10	6016 L. Frisby	SA
4	19	56.60	6013 W. Beames	SA
5	20	7. 70	6040 D. Weston	VIC
6	20	33.0	6002 M. Collins	ACT
7	21	4. 70	6042 F. Devlin	NSW
8	21	4. 70	6021 A. Tyson	WA
9	21	37.0	6028 P. Colthup	VIC
10	22	2. 30	6030 N. LeRossignol	VIC

M 60 1500 METRES

PLACE	TIME	NO	NAME	STATE
	mins secs			
1	5	0. 50	6033 G. McKeown	VIC
2	5	10.60	6016 L. Frisby	SA
3	5	14.70	6021 A. Tyson	WA
4	5	15.60	6002 M. Collins	ACT
5	5	39.30	6040 D. Weston	VIC
6	5	39.30	6042 F. Devlin	NSW

M 75 1500 METRES

PLACE	TIME	NO	NAME	STATE
	mins secs			
1	6	52.80	7502 J. Brown	VIC
2	7	36.70	7504 G. Knott	VIC

M 65 5000 METRES

PLACE	TIME	NO	NAME	STATE
	mins secs			
1	17	44.40	6502 J. Gilmour	WA
2	25	16.70	6508 B. McDermott	QLD

AUSTRALIAN VETERANS ATHLETICS CHAMPIONSHIPS ... ADELAIDE 1986

AUSTRALIAN VETERANS ATHLETICS CHAMPIONSHIPS ... ADELAIDE 1986

5000 m

WOMEN

10000 m

F 35 5000 METRES

PLACE	TIME	NO	NAME	STATE
1	17 11.0	3534	D. Letherby	SA
2	18 22.0	3546	I. Cook	VIC
3	18 44.10	3510	J. Cullen	ACT
4	19 59.50	3552	P. Wallace	VIC
5	21 5.80	3548	J. McGarity	VIC

F 35 10000 METRES

PLACE	TIME	NO	NAME	STATE
1	35 48.50	3534	D. Letherby	SA
2	39 23.10	3546	I. Cook	VIC
3	41 6.70	3510	J. Cullen	ACT
4	46 13.10	3548	J. McGarity	VIC

F 40 5000 METRES

PLACE	TIME	NO	NAME	STATE
1	20 1.0	4021	P. Batho	NSW
2	21 55.80	4071	V. Thompson	VIC
3	21 58.0	4037	D. Southern	QLD
4	22 15.30	4047	M. Rhodes	SA
5	23 11.70	4023	M. Garrick	NSW
INVITATION				
21	6.0	4070	M. Serre	VIC

F 40 10000 METRES

PLACE	TIME	NO	NAME	STATE
1	42 48.60	4021	P. Batho	NSW
2	46 59.40	4047	M. Rhodes	SA
3	50 8.40	4046	E. McFarlane	SA
4	50 56.20	4023	M. Garrick	NSW

F 45 10000 METRES

PLACE	TIME	NO	NAME	STATE
1	37 1.60	4561	D. Browne	VIC
2	39 22.0	4516	N. Ducker	NSW
3	48 59.40	4564	J. Davison	VIC
4	49 37.80	4562	A. Callaghan	VIC

F 45 5000 METRES

PLACE	TIME	NO	NAME	STATE
1	17 33.30	4561	D. Browne	VIC
2	18 58.10	4516	N. Ducker	NSW
3	21 57.50	4562	A. Callaghan	VIC
4	22 34.90	4564	J. Davison	VIC

F 55 10000 METRES

PLACE	TIME	NO	NAME	STATE
1	40 30.10	5547	J. Albury	VIC
2	44 25.40	5543	S. Brasher	TAS
3	49 38.90	5557	S. Young	VIC

F 50 5000 METRES

PLACE	TIME	NO	NAME	STATE
1	20 57.20	5026	S. Simpson	SA
2	26 15.80	5045	J. Only	VIC

F 55 5000 METRES

PLACE	TIME	NO	NAME	STATE
1	19 7.10	5547	J. Albury	VIC
2	20 49.30	5543	S. Brasher	TAS
3	21 54.60	5557	S. Young	VIC
4	24 19.40	5512	O. Webb	NSW

M 75 5000 METRES

PLACE	TIME	NO	NAME	STATE
1	24 55.60	7502	J. Brown	VIC
2	27 43.20	7506	H. Preston	VIC

M 70 5000 METRES

PLACE	TIME	NO	NAME	STATE
1	22 53.20	7001	C. Bould	WA
2	22 53.20	7002	V. Adamson	N.Z.

10000 m MEN

M 35 10000 METRES

PLACE	TIME	NO	NAME	STATE
1	32 36.90	3541	J. Petkovic	SA
2	33 9.30	3557	C. O'Brien	VIC
3	33 11.80	3515	G. Moore	ACT
4	35 11.50	3545	B. Danby	WA

M 40 10000 METRES

PLACE	TIME	NO	NAME	STATE
1	31 52.50	4087	N. Ryan	VIC
2	33 49.20	4092	C. Stevenson	VIC
3	34 4.0	4057	A. McCool	SA
4	34 38.20	4029	J. Hennessy	NSW
5	34 56.50	4018	B. Thomas	ACT
6	35 31.20	4013	K. Eynon	ACT
7	38 0.40	4053	B. Erskine	SA
8	38 46.80	4038	M. McDermott	QLD
9	39 14.80	4082	P. Maddigan	VIC
10	40 36.20	4002	M. Orelli	VIC
11	41 37.10	4090	K. Schnibbe	VIC
12	41 38.80	4059	D. Smart	SA

M 45 10000 METRES

PLACE	TIME	NO	NAME	STATE
1	35 9.90	4545	J. Kennedy	SA
2	35 40.50	4544	F. Howitt	SA
3	36 10.10	4591	J. Seymon	VIC
4	39 10.80	4543	J. Duran	SA
5	39 28.80	4589	G. Salthouse	VIC
6	40 5.30	4552	J. Becker	TAS
7	40 21.90	4538	R. Barber	SA
8	40 31.80	4541	W. Brown	SA
9	41 24.60	4585	J. Peacock	VIC
10	41 36.60	4527	W. Seary	NSW
11	43 16.50	4539	P. Boyce	SA

M 50 10000 METRES

PLACE	TIME	NO	NAME	STATE
1	34 39.40	5012	A. Blonner	NSW
2	36 56.60	5063	J. Smith	VIC
3	37 15.80	5067	D. Bowers	VIC
4	39 1.70	5004	T. Berry	SA
5	39 42.0	5052	T. Davison	VIC
6	39 55.70	5059	K. Only	VIC
7	41 24.80	5047	R. Callaghan	VIC
8	41 40.90	5062	C. Silcock	VIC
9	41 56.10	5006	H. Thompson	SA
10	44 40.40	5001	A. Pomey	WA
11	46 14.60	5013	R. Garrick	NSW
12	46 18.20	5014	W. Gross	NSW

M 55 10000 METRES

PLACE	TIME	NO	NAME	STATE
1	36 59.80	5519	W. Seton	NSW
2	38 9.0	5545	R. Crack	TAS
3	39 35.30	5538	A. McComb	SA
4	39 55.40	5509	P. Tesseyman	ACT
5	40 19.50	5556	S. Tutchenor	VIC
6	42 49.90	5503	R. Sara	SA
7	45 30.0	5501	B. Morrey	VIC

M 60 10000 METRES

PLACE	TIME	NO	NAME	STATE
1	38 56.30	6033	G. McKeown	VIC
2	42 42.10	6016	L. Frisby	SA
3	43 4.10	6013	W. Beames	SA
4	44 28.20	6021	A. Tyson	WA
5	44 42.70	6031	K. Matchett	VIC
6	46 46.50	6030	N. LeRossignol	VIC

M 65 10000 METRES

PLACE	TIME	NO	NAME	STATE
1	37 49.90	6502	J. Gilmour	WA
2	55 50.30	6508	B. McDermott	QLD

M 70 10000 METRES

PLACE	TIME	NO	NAME	STATE
1	49 9.70	7002	V. Adamson	N.Z.
2	49 15.10	7001	C. Bould	WA
3	55 9.30	7008	S. Nicholls	VIC

M 75 10000 METRES

PLACE	TIME	NO	NAME	STATE
1	59 11.40	7502	J. Brown	VIC
2	61 46.50	7506	H. Preston	VIC

AUSTRALIAN VETERANS ATHLETICS CHAMPIONSHIPS ... ADELAIDE 1986

400 m HURDLES

MEN

M 35		400 METRES HURDLES				
PLACE	TIME seconds	NO	NAME	STATE		
1	60. 20 S	3520	K. Atkins	NSW		
2	60. 50 S	3539	A. Hare	SA		
3	60. 90 S	3512	C. Burge	ACT		
4	62. 0 S	3524	J. Gates	NSW		
5	63. 70 S	3513	B. Gleeson	ACT		
6	64. 50 S	3556	T. McGarity	VIC		

M 40		400 METRES HURDLES				
PLACE	TIME seconds	NO	NAME	STATE		
1	60. 40 S	4003	D. McKay	NSW		
2	66. 60 S	4034	A. Turnbull	NSW		

M 45		400 METRES HURDLES				
PLACE	TIME seconds	NO	NAME	STATE		
1	60. 20 S	4555	M. Stevenson	TAS		
2	65. 50 S	4594	D. Williams	VIC		
3	66. 0 S	4590	W. Schofield	VIC		
4	66. 80 S	4504	G. Powell	SA		
5	75. 90 S	4559	N. Richards	WA		
6	77. 40 S	4511	A. Brown	ACT		

M 50		400 METRES HURDLES				
PLACE	TIME seconds	NO	NAME	STATE		
1	65. 40 S	5058	B. Moulton	VIC		

M 55		400 METRES HURDLES				
PLACE	TIME seconds	NO	NAME	STATE		
1	71. 10 S	5540	T. Morgan	SA		
2	83. 60 S	5520	B. Sharpe	NSW		

M 60		400 METRES HURDLES				
PLACE	TIME seconds	NO	NAME	STATE		
1	77. 20 S	6006	F. O'Connor	NSW		
2	92. 20 S	6028	P. Colthup	VIC		

M 65		400 METRES HURDLES				
PLACE	TIME seconds	NO	NAME	STATE		
1	87. 30 S	6504	K. Hopkins	NSW		

110 m MEN

M 35		110 METRES HURDLES				
PLACE	TIME seconds	NO	NAME	STATE		
1	16. 40 S	3512	C. Burge	ACT		
2	17. 0 S	3568	A. Latu	VIC		
3	19. 50 S	3516	G. Stretton	ACT		
4	19. 90 S	3502	P. Lambert	NSW		

M 40		110 METRES HURDLES				
PLACE	TIME seconds	NO	NAME	STATE		
1	17. 40 S	4003	D. McKay	NSW		
2	19. 30 S	4006	J. Poulter	VIC		
3	20. 90 S	4093	I. Whittaker	VIC		

M 45		110 METRES HURDLES				
PLACE	TIME mins secs	NO	NAME	STATE		
1	17. 10 S	4540	D. Brown	SA		
2	17. 60 S	4555	M. Stevenson	TAS		
3	18. 0 S	4586	K. Priestley	VIC		
4	18. 10 S	4571	P. Boyle	VIC		
5	19. 40 S	4590	W. Schofield	VIC		
6	22. 60 S	4559	N. Richards	WA		
7	23. 10 S	4531	S. Bennett	QLD		
8	23. 50 S	4511	A. Brown	ACT		

M 50		110 METRES HURDLES				
PLACE	TIME seconds	NO	NAME	STATE		
1	18. 40 S	5057	D. Mather	VIC		
2	19. 30 S	5058	B. Moulton	VIC		
3	23. 60 S	5061	M. Rose	VIC		

AUSTRALIAN VETERANS ATHLETICS CHAMPIONSHIPS ... ADELAIDE 1986

HURDLES

F 30		400 METRES HURDLES				
PLACE	TIME seconds	NO	NAME	STATE		
1	69. 10 S	3011	J. Jacimovic	VIC		

F 30		100 METRES HURDLES				
PLACE	TIME secs	NO	NAME	STATE		
1	19. 20 S	3007	L. Downs	SA		
2	20. 20 S	3009	J. Shaw	TAS		

F 35		100 METRES HURDLES				
PLACE	TIME seconds	NO	NAME	STATE		
1	15. 50 S	3505	E. Hindle	WA		
2	21. 60 S	3508	L. McDougall	ACT		

M 55		110 METRES HURDLES				
PLACE	TIME seconds	NO	NAME	STATE		
1	19. 20 S	5516	J. McGrath	NSW		
2	20. 50 S	5525	G. Brown	QLD		
3	21. 30 S	5540	T. Morgan	SA		
4	21. 60 S	5551	G. Gourlay	VIC		

M 60		100 METRES HURDLES				
PLACE	TIME seconds	NO	NAME	STATE		
1	17. 90 S	6019	K. McConnell	TAS		
2	20. 90 S	6032	M. McKay	VIC		
3	22. 30 S	6038	G. Soderstrom	VIC		

F 40		80 METRES HURDLES				
PLACE	TIME seconds	NO	NAME	STATE		
1	13. 40 S	4036	U. Lund	QLD		
2	13. 60 S	4064	L. Larsen	TAS		
3	18. 40 S	4065	S. Westbrook	TAS		

F 45		80 METRES HURDLES				
PLACE	TIME seconds	NO	NAME	STATE		
1	12. 90 S	4534	W. Ey	SA		
2	13. 70 S	4526	H. Searle	NSW		
3	14. 80 S	4536	B. Parkinson	SA		
4	15. 50 S	4506	T. Wharton	NSW		
5	16. 10 S	4520	G. Seymon	NSW		
6	20. 0 S	4565	P. Dunn	VIC		

F 50		80 METRE HURDLES				
PLACE	TIME seconds	NO	NAME	STATE		
1	16. 30 S	5022	H. Doherty	QLD		

F 60		80 METRE HURDLES				
PLACE	TIME mins secs	NO	NAME	STATE		
1	20. 20 S	6025	B. Woodburn	VIC		

M 75		80 METRE HURDLES				
PLACE	TIME seconds	NO	NAME	STATE		
1	23. 80 S	7508	G. Simpson	VIC		

STEEPLE

5000 m WALK

MEN

M 35 3000 METRES STEEPLCHASE

PLACE	TIME	NO	NAME	STATE
	mins secs			
1	9 56.50	3529	B. Enders	QLD
2	10 32.30	3545	B. Danby	WA
3	10 34.40	3521	D. Barrett	NSW

M 50 1500 METRES STEEPLCHASE

PLACE	TIME	NO	NAME	STATE
	mins secs			
1	5 0.50	5012	A. Blonner	NSW
2	5 22.30	5068	R. Young	VIC
3	5 24.50	5053	R. Gardiner	VIC
4	5 42.0	5062	C. Silcock	VIC
5	5 52.90	5061	M. Rose	VIC

M 35 5000 METRES WALK

PLACE	TIME	NO	NAME	STATE
	mins secs			
1	32 28.90	3558	V. Rodrigues	VIC

M 50 5000 METRES WALK

PLACE	TIME	NO	NAME	STATE
	mins secs			
1	25 9.50	5002	H. Summers	VIC
2	26 30.40	5053	R. Gardiner	VIC
3	29 26.10	5066	A. Barling	VIC

M 40 3000 METRES STEEPLCHASE

PLACE	TIME	NO	NAME	STATE
	mins secs			
1	10 3.80	4062	J. Williams	SA
2	10 36.90	4084	G. Moore	VIC
3	11 17.0	4050	T. Boswell	SA

M 55 1500 METRES STEEPLCHASE

PLACE	TIME	NO	NAME	STATE
	mins secs			
1	6 5.70	5520	B. Sharpe	NSW

M 40 5000 METRES WALK

PLACE	TIME	NO	NAME	STATE
	mins secs			
1	23 6.50	4055	P. Fullager	SA
2	24 13.60	4020	R. Whyte	ACT
3	24 58.90	4088	G. Russell	VIC
4	25 40.50	4039	K. Maurer	QLD
5	28 54.80	4038	M. McDermott	QLD

M 55 5000 METRES WALK

PLACE	TIME	NO	NAME	STATE
	mins secs			
1	26 40.0	5510	P. Waddell	ACT
2	27 51.70	5551	G. Gourlay	VIC
3	28 12.40	5536	C. Hainsworth	SA
4	28 19.10	5555	R. Thomas	VIC
5	29 39.80	5523	R. Whitham	NSW
6	31 16.30	5542	G. Peters	SA

M 45 3000 METRES STEEPLCHASE

PLACE	TIME	NO	NAME	STATE
	mins secs			
1	10 14.30	4578	P. Hannaford	VIC
2	10 39.10	4576	M. Hall	VIC
3	10 39.90	4525	M. Roberts	NSW
4	12 18.0	4511	A. Brown	ACT
5	13 10.0	4539	P. Boyce	SA

M 60 1500 METRES STEEPLCHASE

PLACE	TIME	NO	NAME	STATE
	mins secs			
1	5 30.0	6036	T. Orr	VIC
2	5 55.60	6021	A. Tyson	WA
3	7 10.0	6007	M. Wild	NSW
4	7 27.0	6018	R. White	SA

M 45 5000 METRES WALK

PLACE	TIME	NO	NAME	STATE
	mins secs			
1	23 17.80	4574	M. Dickinson	VIC
2	25 21.10	4546	M. Marker	SA
3	26 50.20	4588	D. Reavey	VIC

M 60 5000 METRES WALK

PLACE	TIME	NO	NAME	STATE
	mins secs			
1	27 35.60	6036	T. Orr	VIC
2	31 4.70	6035	G. Nevitt	VIC

M 65 1500 METRES STEEPLCHASE

PLACE	TIME	NO	NAME	STATE
	mins secs			
1	6 18.0	6506	J. Milne	NSW
2	8 31.0	6508	B. McDermott	QLD

M 70 5000 METRES WALK

PLACE	TIME	NO	NAME	STATE
	mins secs			
1	28 55.60	7007	T. Daintry	VIC
2	31 1.90	7005	J. Webber	SA
3	41 7.0	7009	L. McGregor	VIC

M 80 5000 METRES WALK

PLACE	TIME	NO	NAME	STATE
	mins secs			
1	44 35.0	8001	W. Grierson	VIC

M 75 1500 METRES STEEPLCHASE

PLACE	TIME	NO	NAME	STATE
	mins secs			
1	8 58.0	7504	G. Knott	VIC

M 75 5000 METRES WALK

PLACE	TIME	NO	NAME	STATE
	mins secs			
1	35 25.0	7504	G. Knott	VIC
2	36 5.0	7507	F. Scully	VIC



5000 m WALK

WOMEN

F 35 5000 METRES WALK

PLACE	TIME	NO	NAME	STATE
	mins secs			
1	28 17.40	3533	L. Harpur	SA

F 40 5000 METRES WALK

PLACE	TIME	NO	NAME	STATE
	mins secs			
1	28 52.30	4011	J. Johnson	ACT
2	31 54.0	4075	T. Doherty	VIC
3	33 7.0	4046	E. McParlane	SA

F 60 5000 METRES WALK

PLACE	TIME	NO	NAME	STATE
	mins secs			
1	36 4.0	6020	V. Tyson	WA

F 65 5000 METRES WALK

PLACE	TIME	NO	NAME	STATE
	mins secs			
1	37 19.0	6515	S. Murmane	VIC

F 45 5000 METRES WALK


PLACE	TIME	NO	NAME	STATE
	mins secs			
1	30 36.0	4567	P. Hall	VIC
2	31 2.10	4515	L. Craig	NSW
3	31 54.0	4535	A. Miller	SA
4	35 5.0	4510	A. Schiworski	ACT
5	37 55.0	4556	S. Cross	WA

F 50 5000 METRES

PLACE	TIME	NO	NAME	STATE
	mins secs			
1	34 22.0	5011	J. Thew	NSW

F 55 5000 METRES WALK

PLACE	TIME	NO	NAME	STATE
	mins secs			
1	30 29.50	5543	S. Brasher	TAS
2	37 47.0	5548	J. O'Neill	VIC



HAMMER THROW

International Sporting Tours Pty. Ltd.

8 Whitehorse Road, Ringwood, 3134 Australia
 Telex: AA 34191

Telephone: National (03) 879 4245
 International 613 879 4245

OCEANIA VETERANS GAMES - APIA (Western Samoa)
 5 - 9 September, 1986.

Join the Australian Team to compete in Apia.

Prices at current costs, range from:-

Ex Sydney \$ 1,100.00
 Ex Melbourne \$ 1,200.00
 Ex Brisbane \$ 1,200.00

For more information contact **International Sporting Tours.**

OTHER COMING EVENTS:-

29 - 30 July, 1986 Edinburgh. Scottish Veterans
 25km and 10km Road Races.
 04 - 05 October, 1986 Vancouver. World Road Championships
 10km & marathon.
 March, 1987 Israel. World Road Championships
 10km & 25km.
 November, 1987 Melbourne, Australia.
 World Veterans Games.

M 35						M 60					
PLACE	DISTANCE	NO	NAME	STATE		PLACE	DISTANCE	NO	NAME	STATE	
METRES						METRES					
1	41.96	3507	T. Stead	ACT	1	37.16	6037	A. Pavulins	VIC		
2	41.64	3537	P. Brebner	SA	2	35.86	6011	D. Frawley	QLD		
3	39.16	3561	B. Whitecross	VIC	3	35.24	6027	D. Blandy	VIC		
					4	32.40	6039	W. Widera	VIC		
					5	28.60	6005	J. MacHugh	NSW		
					6	26.4	6015	P. Dalwood	SA		
M 40						M 65					
PLACE	DISTANCE	NO	NAME	STATE		PLACE	DISTANCE	NO	NAME	STATE	
METRES						METRES					
1	37.84	4096	R. Guy	VIC	1	39.78	6517	R. Foley	VIC		
2	32.40	4086	J. Reynolds	VIC	2	27.68	6510	H. Snelgar	SA		
3	20.96	4030	P. McWilliams	NSW							
M 45						M 75					
PLACE	DISTANCE	NO	NAME	STATE		PLACE	DISTANCE	NO	NAME	STATE	
METRES						METRES					
1	45.44	4502	K. Readwin	VIC	1	20.08	7509	W. Tunaley	VIC		
2	35.80	4577	T. Hancock	VIC	2	9.60	7508	G. Simpson	VIC		
3	33.50	4554	N. Henry	TAS							
4	30.58	4514	P. Schiworski	ACT							
5	29.52	4586	K. Priestley	VIC							
M 50						WOMENS INVITATION HAMMER THROW					
PLACE	DISTANCE	NO	NAME	STATE		DISTANCE	NO	NAME	STATE		
METRES						METRES					
1	39.62	5003	J. Davis	VIC	21	28	3002	L. Jamieson	ACT		
2	38.64	5050	F. Cron	VIC	30	60	3550	C. Schultz	VIC		
3	36.18	5065	H. Vann	VIC	26	42	4026	M. Thomas	NSW		
4	35.96	5063	J. Smith	VIC	18	60	4510	A. Schiworski	ACT		
5	16.60	5008	L. Kendall	ACT	19	90	4520	G. Seymon	NSW		
					20	00	5007	M. Wahren	ACT		
M 55											
PLACE	DISTANCE	NO	NAME	STATE							
METRES											
1	43.46	5546	H. Duholm	DEN							
2	43.44	5535	A. Gordon	SA							
3	44.44	5508	C. Rann	ACT							
4	38.64	5554	I. Mancs	VIC							
5	35.84	5552	R. Hochreiter	VIC							
6	35.72	5522	J. Soutar	NSW							
7	29.92	5537	E. Matthews	SA							
8	26.66	5516	J. McGrath	NSW							



SHOT PUT

MEN

SHOT PUT

WOMEN

M 35 SHOT PUT

PLACE	DISTANCE METRES	NO	NAME	
1	12 * 11	3568	A. Latu	VIC
2	12 * 01	3507	T. Stead	ACT
3	10 * 98	3559	B. Wallace	VIC
4	9 * 46.	3561	B. Whitecross	VIC

M 40 SHOT PUT

PLACE	DISTANCE METRES	NO	NAME	
1	11 * 94	4096	R. Guy	VIC
2	9 * 92	4086	J. Reynolds	VIC
3	9 * 16	4030	P. McWilliams	NSW

M 45 SHOT PUT

PLACE	DISTANCE METRES	NO	NAME	
1	10 * 91	4514	P. Schiworski	ACT
2	10 * 53	4577	T.Hancock	VIC
3	9 * 88	4502	K. Readwin	VIC
4	9 * 17	4540	D. Brown	SA
5	7 * 92	4596	W. Wilson	VIC

M 60 SHOT PUT

PLACE	DISTANCE METRES	NO	NAME	
1	11 * 72	6037	A. Pavulins	VIC
2	10 * 80	6005	J. MacHugh	NSW
3	9 * 41	6015	P. Dalwood	SA
4	9 * 21	6039	W. Widera	VIC
5	9 * 15	6011	D. Frawley	QLD
6	8 * 30	6017	A. Miojlic	SA

M 75 SHOT PUT

PLACE	DISTANCE METRES	NO	NAME	
1	8 * 55	7501	L. Barnes	SA
2	7 * 3	7503	H. Gathercole	VIC
3	6 * 34	7509	W. Tunaley	VIC
4	5 * 21	7508	G. Simpson	VIC

M 50 SHOT PUT

PLACE	DISTANCE METRES	NO	NAME	
1	13 * 10	5009	G. Mencik	ACT
2	11 * 78	5025	A. Ropelin	QLD
3	10 * 90	5065	H. Vann	VIC
4	10 * 17	5042	A. Stone	WA
5	10 * 16	5050	F. Cron	VIC
6	9 * 90	5003	J. Davis	VIC
7	9 * 02	5028	G. Anderson	SA
8	8 * 56	5019	J. Sturzaker	NSW

M 55 SHOT PUT

PLACE	DISTANCE METRES	NO	NAME	
1	11 * 37	5552	R. Hochreiter	VIC
2	11 * 25	5546	H. Duholm	DEN
3	11 * 11	5508	C. Rann	ACT
4	10 * 53	5554	I. Mancs	VIC
5	9 * 70	5516	J. McGrath	NSW
6	9 * 68	5522	J. Soutar	NSW
7	8 * 67	5537	E. Matthews	SA

M 65 SHOT PUT

PLACE	DISTANCE METRES	NO	NAME	
1	9 * 78	6517	R. Foley	VIC
2	9 * 65	6509	T. Casey	SA
3	7 * 86	6510	H. Snelgar	SA

M 70 SHOT PUT

PLACE	DISTANCE METRES	NO	NAME	
1	6 * 99	7010	W. Schultz	VIC

F 30 SHOT PUT

PLACE	DISTANCE METRES	NO	NAME	
1	8 * 17	3005	K. Macey	NSW
2	7 * 68	3002	L. Jamieson	ACT
3	7 * 57	3007	L. Downs	SA

F 35 SHOT PUT

PLACE	DISTANCE METRES	NO	NAME	
1	13 * 85	3550	C. Schultz	VIC
2	8 * 72	3527	W. Perkins	QLD
3	7 * 18	3508	L. McDougall	ACT
4	6 * 87	3519	V. Trachtenberg	NSW
5	5 * 49	3549	S. Maddigan	VIC
6	5 * 27	3509	M. Oakley	TAS

F 50 SHOT PUT

PLACE	DISTANCE METRES	NO	NAME	
1	9 * 92	5022	H. Doherty	QLD
2	9 * 50	5043	I. Deneefe	VIC
3	7 * 28	5007	M. Wahren	ACT
4	6 * 59	5010	B. Adams	NSW
5	6 * 43	5011	J. Thew	NSW
6	5 * 29	5044	T. Lebb	VIC

F 65 SHOT PUT

PLACE	DISTANCE METRES	NO	NAME	
1	4 * 45	6513	V. LeRossignol	VIC

F 70 SHOT PUT

PLACE	DISTANCE METRES	NO	NAME	
1	6 * 01	7003	R. Prith	NSW

F 40 SHOT PUT

PLACE	DISTANCE METRES	NO	NAME	
1	10 * 66	4026	M. Thomas	NSW
2	10 * 61	4036	U. Lund	QLD
3	9 * 18	4064	L. Larsen	TAS
4	8 * 68	4025	V. Roberts	NSW
5	6 * 32	4045	V. Fullager	SA
6	4 * 86	4065	S. Westbrook	TAS

F 45 SHOT PUT

PLACE	DISTANCE METRES	NO	NAME	
1	10 * 41	4526	H. Searle	NSW
2	7 * 25	4520	G. Seymon	NSW
3	6 * 46	4510	A. Schiworski	ACT
4	5 * 95	4565	P. Dunn	VIC

F 55 SHOT PUT

PLACE	DISTANCE METRES	NO	NAME	
1	11 * 12	5531	S. White	SA
2	7 * 10	5512	O. Webb	NSW
3	5 * 58	5506	C. O'Callaghan	ACT

F 60 SHOT PUT



PLACE	DISTANCE METRES	NO	NAME	
1	7 * 99	6025	B. Woodburn	VIC
2	7 * 31	6024	L. Widera	VIC
3	6 * 01	6010	F. Woods	QLD
4	5 * 82	6003	M. Gibbs	NSW
5	5 * 81	6008	L. Frawley	QLD

TAA. The friendly way.

BALFOURS Flies and Pasties

JAVELIN THROW MEN

JAVELIN THROW WOMEN

M 35  JAVELIN					M 40 JAVELIN					F 30 JAVELIN					F 40 JAVELIN				
PLACE	DISTANCE METRES	NO	NAME	STATE	PLACE	DISTANCE METRES	NO	NAME	STATE	PLACE	DISTANCE METRES	NO	NAME	STATE	PLACE	DISTANCE METRES	NO	NAME	STATE
1	64.40	3566	F. Rayk	NSW	1	47.52	4096	R. Guy	VIC	1	29.40	3004	E. Gates	NSW	1	41.0	4026	M. Thomas	NSW
2	51.56	3559	B. Wallace	VIC	2	35.09	4033	T. Trachtenberg	NSW	2	29.40	3005	K. Macey	NSW	2	33.30	4036	U. Lund	QLD
3	38.14	3502	P. Lambert	NSW	3	34.28	4086	J. Reynolds	VIC						3	23.42	4098	N. Parrish	NSW
4	37.60	3513	B. Gleeson	ACT	4	32.34	4027	P. Crombie	NSW						4	22.78	4025	V. ROBERTS	NSW
5	35.98	3525	R. Macey	NSW	5	31.16	4030	P. McWilliams	NSW						4	14.36	4065	S. Westbrook	TAS
M 45  JAVELIN					M 50 JAVELIN					F 35 JAVELIN					F 45 JAVELIN				
PLACE	DISTANCE METRES	NO	NAME	STATE	PLACE	DISTANCE METRES	NO	NAME	STATE	PLACE	DISTANCE METRES	NO	NAME	STATE	PLACE	DISTANCE METRES	NO	NAME	STATE
1	56.12	4600	N. Birks	SA	1	39.16	5025	A. Ropelin	QLD	1	38.0	3550	C. Schultz	VIC	1	27.04	4520	G. Seymon	NSW
2	46.76	4577	T. Hancock	VIC	2	37.36	5065	H. Vann	VIC	2	29.3	3527	W. Perkins	QLD	2	20.68	4526	H. Searle	NSW
3	37.48	4512	K. Daniels	ACT	3	33.08	5034	D. Parker	SA	3	24.8	3508	L. McDougall	ACT	3	13.62	4565	P. Dunn	VIC
4	32.04	4575	T. Dunn	VIC	4	30.02	5008	L. Kendall	ACT	4	13.9	3509	M. Oakley	TAS	4	11.22	4510	A. Schiworski	ACT
5	29.20	4514	P. Schiworski	ACT	5	27.54	5050	P. Cron	VIC										
6	28.92	4579	N. Johnston	VIC						F 50 JAVELIN					F 55 JAVELIN				
PLACE	DISTANCE METRES	NO	NAME	STATE	PLACE	DISTANCE METRES	NO	NAME	STATE	PLACE	DISTANCE METRES	NO	NAME	STATE	PLACE	DISTANCE METRES	NO	NAME	STATE
1	38.62	5552	R. Hochreiter	VIC	1	40.60	6037	A. Pavulins	VIC	1	36.14	5022	H. Doherty	QLD	1	33.44	5531	S. White	SA
2	37.0	5537	E. Matthews	SA	2	40.24	6011	D. Frawley	QLD	2	22.76	5007	M. Wahren	ACT	2	15.96	5512	O. Webb	NSW
3	33.60	5508	C. Rann	ACT	3	33.46	6039	W. Widera	VIC	3	16.88	5010	B. Adams	NSW					
4	30.72	5554	I. Mancs	VIC	4	32.34	6006	F. O'Connor	NSW	4	15.92	5011	J. Thew	NSW					
5	15.52	5517	E. McLean	NSW	5	26.94	6005	J. MacHugh	NSW										
					6	25.82	6017	A. Miojlic	NSW	F 60 JAVELIN					F 65 JAVELIN				
PLACE	DISTANCE METRES	NO	NAME	STATE	PLACE	DISTANCE METRES	NO	NAME	STATE	PLACE	DISTANCE METRES	NO	NAME	STATE	PLACE	DISTANCE METRES	NO	NAME	STATE
1	30.10	6504	K. Hopkins	NSW	1	18.12	7503	H. Gathercole	VIC	1	22.48	6025	B. Woodburn	VIC	1	11.12	6513	V. LeRossignol	VIC
2	25.82	6510	H. Snelgar	SA	2	15.42	7504	G. Knott	VIC	2	18.12	6024	L. Widera	VIC					
3	21.12	6503	G. Boag	ACT	3	13.04	7509	W. Tunaley	VIC	3	16.70	6008	L. Frawley	QLD					
					4	10.44	7508	G. Simpson	VIC	4	14.86	6010	P. Woods	QLD					
										5	14.62	6003	M. Gibbs	NSW					
M 65 JAVELIN					M 75 JAVELIN					F 70 JAVELIN									
PLACE	DISTANCE METRES	NO	NAME	STATE	PLACE	DISTANCE METRES	NO	NAME	STATE	PLACE	DISTANCE METRES	NO	NAME	STATE					
1	30.10	6504	K. Hopkins	NSW	1	18.12	7503	H. Gathercole	VIC	1	11.06	7003	R. Frith	NSW					
2	25.82	6510	H. Snelgar	SA	2	15.42	7504	G. Knott	VIC										
3	21.12	6503	G. Boag	ACT	3	13.04	7509	W. Tunaley	VIC										
					4	10.44	7508	G. Simpson	VIC										

TAA. The friendly way.

AUSTRALIAN VETERANS ATHLETICS CHAMPIONSHIPS ... ADELAIDE 1986

LONG JUMP

WOMEN

LONG JUMP

MEN

M 35		LONG JUMP		
PLACE	DISTANCE METRES	NO	NAME	
1	5 . 91	3502	P. Lambert	NSW
2	5 . 67	3525	R. Macey	NSW
3	5 . 58	3524	J. Gates	NSW
4	4 . 83	3522	J. Clayton	NSW
5	4 . 55	3544	P. Wurlod	SA

M 45		LONG JUMP		
PLACE	DISTANCE METRES	NO	NAME	
1	6 . 0	4540	D. Brown	SA
2	5 . 76	4548	R. Stone	SA
3	5 . 71	4555	M. Stevenson	TAS
4	5 . 54	4532	J. Christian	QLD
5	5 . 52	4586	K. Priestley	VIC
6	5 . 47	4583	G. Noden	VIC
7	5 . 18	4571	P. Boyle	VIC
8	4 . 77	4559	N. Richards	WA
9	4 . 71	4531	S. Bennett	QLD
10	4 . 61	4514	P. Schiworski	ACT
11	4 . 47	4575	T. Dunn	VIC
12	4 . 08	4587	C. Pugh	VIC

M 60		LONG JUMP		
PLACE	DISTANCE METRES	NO	NAME	
1	4 . 98	6019	K. McConnell	TAS
2	4 . 86	6006	F. O'Connor	NSW
3	4 . 80	6029	M. Johnston	VIC
4	4 . 69	6039	W. Widera	VIC
5	4 . 53	6032	M. McKay	VIC
6	4 . 10	6014	R. Clarke	SA

M 70		LONG JUMP		
PLACE	DISTANCE METRES	NO	NAME	
1	3 . 0	7011	A. Smith	VIC

M 40		LONG JUMP		
PLACE	DISTANCE METRES	NO	NAME	
1	6 . 57	4004	R. Sarah	VIC
2	5 . 87	4076	G. Donaldson	VIC
3	5 . 72	4093	I. Whittaker	VIC
4	5 . 39	4006	J. Poulter	VIC
5	5 . 33	4033	T. Trachtenberg	NSW
6	5 . 17	4086	J. Reynolds	VIC
7	3 . 89	4030	P. McWilliams	NSW

M 50		LONG JUMP		
PLACE	DISTANCE METRES	NO	NAME	
1	5 . 24	5019	J. Sturzaker	NSW
2	5 . 01	5034	D. Parker	SA
3	4 . 54	5031	H. Dillon	SA

M 55		LONG JUMP		
PLACE	DISTANCE METRES	NO	NAME	
1	5 . 38	5516	J. McGrath	NSW
2	4 . 81	5525	G. Brown	QLD
3	4 . 73	5540	T. Morgan	SA
4	4 . 56	5552	R. Hochreiter	VIC
5	4 . 56	5522	J. Soutar	NSW

M 65		LONG JUMP		
PLACE	DISTANCE METRES	NO	NAME	
1	4 . 30	6507	B. Hogan	QLD
2	4 . 14	6504	K. Hopkins	NSW
3	3 . 56	6506	J. Milne	NSW

M 75		LONG JUMP		
PLACE	DISTANCE METRES	NO	NAME	
1	3 . 05	7508	G. Simpson	VIC
2	2 . 75	7504	G. Knott	VIC
3	2 . 42	7509	W. Tumaley	VIC

F 30		LONG JUMP		
PLACE	DISTANCE METRES	NO	NAME	
1	5 . 34	3005	K. Macey	NSW
2	5 . 03	3008	D. Drury	SA
3	5 . 01	3007	L. Downs	SA
4	4 . 68	3004	E. Gates	NSW

F 35		LONG JUMP		
PLACE	DISTANCE METRES	NO	NAME	
1	5 . 41	3527	W. Perkins	QLD
2	5 . 34	3505	E. Hindle	WA
3	4 . 76	3547	A. Holcombe	VIC
4	3 . 73	3508	L. McDougall	ACT

F 40		LONG JUMP		
PLACE	DISTANCE METRES	NO	NAME	
1	40 . 89	4036	U. Lund	QLD
2	4 . 73	4064	L. Larsen	TAS
3	40 . 06	4045	V. Fullager	SA
4	3 . 98	4068	E. Mercer	WA
5	3 . 87	4098	N. Parrish	NSW
6	2 . 86	4065	S. Westbrook	TAS

F 45		LONG JUMP		
PLACE	DISTANCE METRES	NO	NAME	
1	4 . 98	4526	H. Searle	NSW
2	4 . 88	4534	W. Ey	SA
3	4 . 69	4506	T. Wharton	NSW
4	4 . 12	4520	G. Seymon	NSW
5	3 . 30	4565	P. Dunn	VIC
6	3 . 30	4510	A. Schiworski	ACT

F 50		LONG JUMP		
PLACE	DISTANCE METRES	NO	NAME	
8	3 . 95	5010	B. Adams	NSW
9	3 . 94	5022	H. Doherty	QLD

F 55		LONG JUMP		
PLACE	DISTANCE METRES	NO	NAME	
11	3 . 04	5506	C. O'Callaghan	ACT

F 60		LONG JUMP		
PLACE	DISTANCE METRES	NO	NAME	
13	3 . 96	6025	B. Woodburn	VIC
14	2 . 57	6010	P. Woods	QLD
15	2 . 37	6003	M. Gibbs	NSW

DISCUS THROW MEN

DISCUS THROW WOMEN

M 35		DISCUS		
PLACE	DISTANCE METRES	NO	NAME	
1	35 * 86	3507	T. Stead	ACT
2	32 * 64	3568	A. Latu	VIC
3	30 * 50	3559	B. Wallace	VIC
4	28 * 34	3561	B. Whitecross	VIC
5	25 * 74	3516	G. Stretton	ACT
6	19 * 66	3544	P. Wurlo	SA

M 50		DISCUS		
PLACE	DISTANCE METRES	NO	NAME	
1	38 * 14	5065	H. Vann	VIC
2	35 * 66	5050	F. Cron	VIC
3	35 * 54	5025	A. Ropelin	QLD
4	32 * 42	5009	G. Mencik	ACT
5	32 * 20	5019	J. Sturzaker	NSW
6	31 * 66	5042	A. Stone	WA
7	26 * 16	5003	J. Davis	VIC
8	24 * 66	5008	L. Kendall	ACT
9	24 * 20	5005	S. Grimm	SA
10	23 * 86	5021	K. Thew	NSW
11	20 * 72	5037	F. Auld	TAS

M 60		DISCUS		
PLACE	DISTANCE METRES	NO	NAME	
1	39 * 38	6037	A. Pavulins	VIC
2	34 * 62	6011	D. Frawley	QLD
3	33 * 50	6005	J. MacHugh	NSW
4	31 * 92	6039	W. Widera	VIC
5	28 * 50	6027	D. Blandy	VIC
6	27 * 82	6017	A. Miojlic	VIC
7	27 * 08	6032	M. McKay	VIC

M 65		DISCUS		
PLACE	DISTANCE METRES	NO	NAME	
1	35 * 68	6517	R. Foley	VIC
2	30 * 38	6504	K. Hopkins	NSW
3	27 * 30	6506	J. Milne	NSW
4	26 * 54	6510	H. Snelgar	SA
5	25 * 80	6509	T. Casey	SA
6	23 * 00	6503	G. Boag	ACT

M 40		DISCUS		
PLACE	DISTANCE METRES	NO	NAME	
1	41 * 84	4015	M. Kemp	ACT
2	37 * 84	4096	R. Guy	VIC
3	32 * 12	4086	J. Reynolds	VIC

M 45		DISCUS		
PLACE	DISTANCE METRES	NO	NAME	
1	34 * 20	4502	K. Readwin	VIC
2	34 * 04	4577	T. Hancock	VIC
3	29 * 22	4540	D. Brown	SA
4	29 * 18	4550	P. Yaxley	SA
5	28 * 82	4514	P. Schiworski	ACT
6	25 * 56	4532	J. Christian	QLD
7	24 * 50	4575	T. Dunn	VIC
8	22 * 38	4512	K. Daniels	ACT

M 55		DISCUS		
PLACE	DISTANCE METRES	NO	NAME	
1	41 88.0	5546	H. Duholm	DEN
2	39 * 00	5508	C. Rann	ACT
3	36 * 14	5522	J. Soutar	NSW
4	36 * 02	5537	E. Matthews	SA
5	34 * 12	5554	I. Mancs	VIC
6	33 * 76	5552	R. Hochreiter	VIC
7	31 * 22	5516	J. McGrath	NSW
8	28 * 76	5525	G. Brown	QLD
9	28 * 08	5542	G. Peters	SA

M 70		DISCUS		
PLACE	DISTANCE METRES	NO	NAME	
1	20 * 62	7010	W. Schultz	VIC
2	18 * 32	7011	A. Smith	VIC

M 75		DISCUS		
PLACE	DISTANCE METRES	NO	NAME	
1	25 * 36	7501	L. Barnes	SA
2	19 * 74	7503	H. Gathercole	VIC
3	18 * 06	7509	W. Tunaley	VIC
4	16 * 54	7504	G. Knott	VIC
5	15 * 72	7508	G. Simpson	VIC

F 30		DISCUS		
PLACE	DISTANCE METRES	NO	NAME	
1	23 * 32	3007	L. Downs	SA
2	20 * 12	3002	L. Jamieson	ACT

F 35		DISCUS		
PLACE	DISTANCE METRES	NO	NAME	
1	47 * 36	3550	C. Schultz	VIC
2	20 * 10	3508	L. McDougall	ACT
3	16 * 44	3511	G. Vines	ACT
4	15 * 08	3509	M. Oakley	TAS
5	14 * 30	3549	S. Maddigan	VIC

F 60		DISCUS		
PLACE	DISTANCE METRES	NO	NAME	
1	20 * 78	6024	L. Widera	VIC
2	19 * 82	6008	L. Frawley	QLD
3	17 * 90	6025	B. Woodburn	VIC
4	16 * 92	6010	F. Woods	QLD
5	16 * 08	6003	M. Gibbs	NSW

F 65		DISCUS		
PLACE	DISTANCE METRES	NO	NAME	
1	13 * 42	6513	V. LeRossignol	VIC

F 70		DISCUS		
PLACE	DISTANCE METRES	NO	NAME	
1	14 * 82	7003	R. Prith	NSW

F 40		DISCUS		
PLACE	DISTANCE METRES	NO	NAME	
1	36 * 20	4036	U. Lund	QLD
2	30 * 20	4026	M. Thomas	NSW
3	29 * 62	4025	V. Roberts	NSW
4	26 * 94	4064	L. Larsen	TAS
5	17 * 86	4045	V. Fullager	SA
6	14 * 70	4065	S. Westbrook	TAS

f 45		DISCUS		
PLACE	DISTANCE METRES	NO	NAME	
1	27 * 42	4526	H. Searle	NSW
2	23 * 16	4506	T. Wharton	NSW
3	14 * 80	4510	A. Schiworski	ACT

F 50		DISCUS		
PLACE	DISTANCE METRES	NO	NAME	
1	37 * 60	5043	I. Deneefe	VIC
2	22 * 38	5007	M. Wahren	ACT
3	18 * 84	5010	B. Adams	NSW
4	16 * 68	5011	J. Thew	NSW
5	14 * 56	5044	T. Lebb	VIC


F 55		DISCUS		
PLACE	DISTANCE METRES	NO	NAME	
1	33 * 54	5531	S. White	SA
2	18 * 32	5512	O. Webb	NSW


HIGH JUMP

MEN

M 35 HIGH JUMP					
PLACE	HEIGHT METRES	NO	NAME	STATE	
1	1 65	3516	G. Stretton	ACT	
2	1 65	3502	P. Lambert	NSW	
3	1 45	3558	V. Rodrigues	VIC	

M 40 HIGH JUMP					
PLACE	HEIGHT METRES	NO	NAME	STATE	
1	1 75	4004	R. Sarah	VIC	
2	1 50	4096	R. Guy	VIC	
3	1 40	4030	P. McWilliams	NSW	
4	1 35	4066	N. Charles	TAS	


M 55  HIGH JUMP					
PLACE	HEIGHT METRES	NO	NAME	STATE	
1	1 53	5551	G. Gourlay	VIC	
2	1 35	5552	R. Hochreiter	VIC	
3	1 30	5540	T. Morgan	SA	
4	1 25	5508	C. Rann	ACT	

M 70  HIGH JUMP					
PLACE	HEIGHT METRES	NO	NAME	STATE	
1	1 15	7011	A. Smith	VIC	
2	1 15	7002	V. Adamson	N.Z.	

M 45 HIGH JUMP					
PLACE	HEIGHT METRES	NO	NAME	STATE	
1	1 60	4540	D. Brown	SA	
2	1 55	4577	T. Hancock	VIC	
3	1 55	4592	J. Shand	VIC	
4	1 50	4532	J. Christian	QLD	
5	1 50	4548	R. Stone	SA	
6	1 45	4590	W. Schofield	VIC	

M 50 HIGH JUMP					
PLACE	HEIGHT METRES	NO	NAME	STATE	
1	1 50	5021	K. Thew	NSW	
2	1 35	5037	P. Auld	TAS	
3	1 25	5050	F. Cron	VIC	

M 60 HIGH JUMP					
PLACE	HEIGHT METRES	NO	NAME	STATE	
1	1 40	6019	K. McConnell	TAS	
2	1 35	6039	W. Widera	VIC	
3	1 15	6005	J. MacHugh	NSW	


M 75  HIGH JUMP					
PLACE	HEIGHT METRES	NO	NAME	STATE	
1	1 5	7504	G. Knott	VIC	

HIGH JUMP

WOMEN

F 35 HIGH JUMP					
PLACE	HEIGHT METRES	NO	NAME	STATE	
1	1 40	3507	E. Hindle	WA	
2	1 37	3527	W. Perkins	QLD	

F 40 HIGH JUMP					
PLACE	DISTANCE METRES	NO	NAME	STATE	
1	1 37	4064	L. Larsen	TAS	
2	1 28	4036	U. Lund	QLD	
3	1 20	4068	E. Mercer	WA	
4	1 05	4065	S. Westbrook	TAS	

F 45  HIGH JUMP					
PLACE	HEIGHT METRES	NO	NAME	STATE	
1	1 31	4526	H. Searle	NSW	
2	1 25	4506	T. Wharton	NSW	
3	1 20	4520	G. Seymon	NSW	

F 50 HIGH JUMP					
PLACE	HEIGHT METRES	NO	NAME	STATE	
1	1 10	5007	M. Wahren	ACT	
2	1 10	5011	J. Thew	NSW	
3	1 05	5022	H. Doherty	QLD	

F 55 HIGH JUMP					
PLACE	HEIGHT METRES	NO	NAME	STATE	
1	1 20	5531	S. White	SA	
2	0 94	5512	O. Webb	NSW	

F 60 HIGH JUMP					
PLACE	HEIGHT METRES	NO	NAME	STATE	
1	1 15	6025	B. Woodburn	VIC	
2	0 94	6003	M. Gibbs	NSW	

POLE VAULT

MEN

M 35 POLE VAULT					
PLACE	HEIGHT METRES	NO	NAME	STATE	
1	3 35	3568	A. Latu	VIC	
2	2 90	3516	G. Stretton	ACT	

M 40 POLE VAULT					
PLACE	HEIGHT METRES	NO	NAME	STATE	
1	3 50	4006	J. Poulter	VIC	
2	2 90	4096	R. Guy	VIC	
3	1 95	4030	P. McWilliams	NSW	

M 45 POLE VAULT					
PLACE	HEIGHT METRES	NO	NAME	STATE	
1	3 50	4586	K. Priestley	VIC	
2	2 30	4504	G. Powell	SA	
3	2 90	4577	T. Hancock	VIC	

M 55 POLE VAULT					
PLACE	HEIGHT METRES	NO	NAME	STATE	
1	3 20	5525	G. Brown	QLD	
2	3 20	5516	J. McGrath	NSW	

M 60 6019					
PLACE	HEIGHT METRES	NO	NAME	STATE	
1	2 50	6019	K. McConnell	TAS	
2	2 10	6006	F. O'Connor	NSW	

M 70 POLE VAULT					
PLACE	HEIGHT METRES	NO	NAME	STATE	
1	1 50	7002	V. Adamson	N.Z.	



AUSTRALIAN VETERANS ATHLETICS CHAMPIONSHIPS ... ADELAIDE 1986

TRIPLE JUMP

MEN

M 35		TRIPLE JUMP			
PLACE	DISTANCE METRES	NO	NAME		
1	12 * 38	3374	J. Gates	NSW	
2	12 * 32	3502	P. Lambert	NSW	
3	10 * 78	3516	G. Stretton	ACT	

M 45		TRIPLE JUMP			
PLACE	DISTANCE METRES	NO	NAME		
1	12 * 25	4548	R. Stone	SA	
2	11 * 83	4532	J. Christian	QLD	
3	11 * 63	4555	M. Stevenson	TAS	
4	11 * 13	4540	D. Brown	SA	
5	10 * 90	4557	D. Clive	WA	
6	10 * 17	4531	S. Bennett	QLD	
7	9 * 33	4514	P. Schworski	ACT	

M 60		TRIPLE JUMP			
PLACE	DISTANCE METRES	NO	NAME		
1	11 * 19	6019	K. McConnell	TAS	
2	10 * 26	6006	F. O'Connor	NSW	
3	10 * 03	6029	M. Johnston	VIC	
4	9 * 08	6014	R. Clarke	SA	
5	8 * 45	6039	W. Widera	VIC	

M 65		TRIPLE JUMP			
PLACE	DISTANCE METRES	NO	NAME		
1	9 * 34	6507	B. Hogan	QLD	
2	8 * 31	6504	K. Hopkins	NSW	

M 40		TRIPLE JUMP			
PLACE	DISTANCE METRES	NO	NAME		
1	13 * 89	4004	R. Sarah	VIC	
2	11 * 83	4006	J. Poulter	VIC	
3	11 * 81	4076	G. Donaldson	VIC	
4	11 * 49	4086	J. Reynolds	VIC	
5	10 * 15	4066	N. Charles	TAS	

M 50		TRIPLE JUMP			
PLACE	DISTANCE METRES	NO	NAME		
1	11 * 44	5019	J. Sturzaker	NSW	
2	9 * 53	5031	H. Dillon	SA	
3	9 * 44	5061	M. Rose	VIC	

M 55		TRIPLE JUMP			
PLACE	DISTANCE METRES	NO	NAME		
1	10 * 07	5522	J. Soutar	NSW	
2	9 * 87	5525	G. Brown	QLD	
3	9 * 16	5551	G. Gourlay	VIC	

M 70		TRIPLE JUMP			
PLACE	DISTANCE METRES	NO	NAME		
1	6 * 82	7011	A. Smith	VIC	

M 75		TRIPLE JUMP			
PLACE	DISTANCE METRES	NO	NAME		
1	6 * 32	7504	G. Knott	VIC	
2	6 * 00	7508	G. Simpson	VIC	
3	5 * 02	7509	W. Tunaley	VIC	

AUSTRALIAN VETERANS ATHLETICS CHAMPIONSHIPS ... ADELAIDE 1986

PENTATHLON

MEN

m 35		PENTATHLON							
Place	No	NAME	State	Long Jump	Javelin	200 m	Discus	1500 m	TOTAL POINTS
1	3559	B. Wallace	VIC	5.87	53.74	24.9	30.38	4:33.20	3816
2	3539	A. Hare	SA	5.74	35.22	25.5	30.20	4:34.90	3197
3	3554	G. Ford	VIC	4.97	33.10	24.1	22.78	4:30.60	2897
4	3502	P. Lambert	NSW	5.69	35.92	25.2	22.54	5:18.20	2871
5	3516	G. Stretton	ACT	5.33	33.86	27.4	27.92	4:53.80	2728
6	3524	J. Gates	NSW	5.31	37.90	24.3	21.12	5:43.50	2663
7	3561	B. Whitecross	VIC	4.84	32.90	26.3	27.94	5:17.70	2548
8	3513	B. Gleeson	ACT	4.54	32.76	25.6	19.66	4:41.10	2500
9	3507	T. Stead	ACT	4.49	26.76	31.1	33.20	0: 0.00	1385

m 40		PENTATHLON							
Place	No	NAME	State	Long Jump	Javelin	200 m	Discus	1500 m	TOTAL POINTS
1	4096	R. Guy	VIC	4.97	47.64	28.6	39.72	5:21.40	2906
2	4027	P. Crombie	NSW	5.27	24.86	24.4	25.88	5: 3.30	2722
3	4086	J. Reynolds	VIC	5.37	34.48	28.1	33.30	5:53.40	2520
4	4066	N. Charles	TAS	5.21	24.00	25.6	20.75	5: 3.40	2430
5	4033	T. Trachtenberg	NSW	5.00	33.86	29.6	21.48	5:29.00	2101
6	4030	P. McWilliams	NSW	4.26	32.54	30.0	25.02	6:37.90	1560

m 45		PENTATHLON							
Place	No	NAME	State	Long Jump	Javelin	200 m	Discus	1500 m	TOTAL POINTS
1	4532	J. Christian	QLD	5.34	38.34	26.2	25.60	5:42.90	3037
2	4512	K. Daniels	AC	5.32	39.12	26.1	20.28	5:32.80	2965
3	4550	P. Yaxley	SA	4.90	31.72	25.6	25.58	5:29.20	2869
4	4507	M. Lainio	SA	4.59	26.06	28.3	22.58	5: 5.40	2437
5	4514	P. Schiworski	ACT	4.57	26.08	28.5	29.14	6:23.50	2200
6	4531	S. Bennett	QLD	4.59	25.88	29.4	17.82	6:12.80	1868

m 50		PENTATHLON							
Place	No	NAME	State	Long Jump	Javelin	200 m	Discus	1500 m	TOTAL POINTS
1	5034	D. Parker	SA	5.31	35.12	27.1	26.66	5:27.70	3291
2	5019	J. Sturzaker	NSW	5.12	28.60	27.1	30.80	5:28.40	3160
3	5061	M. Rose	VIC	4.58	26.78	27.9	27.26	5:26.50	2771
4	5005	S. Grimm	SA	3.67	23.98	29.8	23.98	5:29.70	2101
5	5008	L. Kendall	ACT	0.00	32.08	30.2	20.24	0: 0.00	1330

AUSTRALIAN VETERANS ATHLETICS CHAMPIONSHIPS ... ADELAIDE 1986

PENTATHLON MEN

m 55 PENTATHLON									
Place	No	NAME	State	Long Jump	Javelin	200 m	Discus	1500 m	TOTAL POINTS
1	5516	J. McGrath	NSW	5.28	29.12	27.6	27.12	7: 7.60	3034
2	5537	E. Matthews	SA	4.30	35.40	32.3	30.48	5:58.30	2834
3	5508	C. Rann	ACT	4.45	33.08	31.2	37.78	0: 0.00	2526
4	5522	J. Soutar	NSW	4.18	0.00	0.0	0.00	0: 0.00	472

m 60 PENTATHLON									
Place	No	NAME	State	Long Jump	Javelin	200 m	Discus	1500 m	TOTAL POINTS
1	6032	M. McKay	VIC	4.58	25.54	29.5	28.82	5:20.10	3373
2	6006	F. O'Connor	NSW	4.88	30.82	28.5	30.06	6:49.30	3365
3	6029	M. Johnston	VIC	4.67	26.90	28.7	24.10	5:46.40	3270
4	6019	K. McConnell	TAS	4.72	24.84	29.5	25.82	0: 0.00	2488
5	6007	M. Wild	NSW	3.05	17.80	36.4	16.98	6:36.90	1161
6	6017	A. Miojlic		3.36	25.24	34.9	0.00	0: 0.00	958

m 65 PENTATHLON									
Place	No	NAME	State	Long Jump	Javelin	200 m	Discus	1500 m	TOTAL POINTS
1	6504	K. Hopkins	NSW	4.05	32.66	31.9	24.60	5:58.00	3467
2	6506	J. Milne	NSW	3.83	23.54	31.0	28.58	5:22.30	3448
3	6503	G. Boag	ACT	3.39	21.98	31.5	23.22	6:12.20	2717
4	6510	H. Snelgar	SA	0.00	25.06	0.0	26.46	6:41.30	1611

m 70 PENTATHLON									
Place	No	NAME	State	Long Jump	Javelin	200 m	Discus	1500 m	TOTAL POINTS
1	7011	A. Smith	VIC	2.94	15.80	32.8	16.80	6:41.20	2341

m 75 PENTATHLON									
Place	No	NAME	State	Long Jump	Javelin	200 m	Discus	1500 m	TOTAL POINTS
1	7503	H. Gathercole	VIC	3.35	17.02	31.2	20.12	0: 0.00	2341
2	7508	G. Simpson	VIC	2.84	9.94	44.4	15.28	0: 0.00	589

AUSTRALIAN VETERANS ATHLETICS CHAMPIONSHIPS ... ADELAIDE 1986

PENTATHLON WOMEN

F 30 PENTATHLON									
Place	No	NAME	State	100 m	Javelin	Long JUMP	Shot PUT	800 m	TOTAL POINTS
1	3005	K. Macey	NSW	14.60	28.60	4.94	8.37	2:45.90	2675
2	3004	E. Gates	NSW	14.60	27.88	4.60	7.35	2:38.00	2525
3	3007	L. Downs	SA	14.30	21.94	4.64	7.70	2:48.30	2306
4	3002	L. Jamieson	ACT	15.20	23.52	4.30	7.86	2:42.80	2144
5	3009	J. Shaw	TAS	15.80	12.24	4.14	4.83	0: 0.00	710

F 35 PENTATHLON									
Place	No	NAME	State	100 m	Javelin	Long JUMP	Shot PUT	800 m	TOTAL POINTS
1	3527	W. Perkins	QLD	12.80	30.20	5.25	9.35	2:43.70	3447
2	3505	E. Hindle	WA	13.00	20.56	5.03	6.94	2:32.90	2830
3	3547	A. Holcombe	VIC	13.70	16.08	4.65	5.46	2:24.90	2334
4	3509	M. Oakley	TAS	15.60	13.46	3.09	4.00	2:43.40	1142

F 40 PENTATHLON									
Place	No	NAME	State	100 m	Javelin	Long JUMP	Shot PUT	800 m	TOTAL POINTS
1	4064	L. Larsen	TAS	14.2	25.84	4.75	9.19	3:27.80	2744
2	4026	M. Thomas	NSW	0.0	44.09	3.04	11.46	3:28.60	2595
3	4098	N. Parrish	NSW	14.3	20.00	3.89	6.36	2:53.10	2220
4	4065	S. Westbrook	TAS	15.0	13.54	2.99	3.94	2:46.60	1347

F 45 PENTATHLON									
Place	No	NAME	State	100 m	Javelin	Long JUMP	Shot PUT	800 m	TOTAL POINTS
1	4520	G. Seymon	NSW	14.5	25.70	3.99	7.50	3:27.20	2559
2	4566	J. Grima	VIC	16.3	11.98	3.54	5.39	2:56.20	1466
3	4510	A. Schiworski	ACT	17.8	10.05	3.01	6.22	3:26.60	873
4	4565	P. Dunn	VIC	17.4	13.54	3.11	5.88	4: 5.10	650

F 50 PENTATHLON									
Place	No	NAME	State	100 m	Javelin	Long JUMP	Shot PUT	800 m	TOTAL POINTS
1	5022	H. Doherty	QLD	16.3	36.95	3.71	9.84	3:48.00	2806

F 55 PENTATHLON									
Place	No	NAME	State	100 m	Javelin	Long JUMP	Shot PUT	800 m	TOTAL POINTS
1	5506	G. O'Callaghan	ACT	17.2	10.21	3.17	5.30	3:41.00	1289

F 60 PENTATHLON									
Place	No	NAME	State	100 m	Javelin	Long JUMP	Shot PUT	800 m	TOTAL POINTS
1	6025	B. Woodburn	VIC	16.9	20.90	3.71	7.83	3:25.70	3264

10km CROSS COUNTRY MEN

10km CROSS COUNTRY WOMEN

M 35

PLACE	TIME	NO	NAME	STATE
	mins secs			
1	31 1	3504	R. Lange	SA
2	31 42	3529	B. Enders	QLD
3	31 58	3557	C. O'Brien	VIC
4	32 58	3515	G. Moore	ACT
5	33 57	3545	B. Danby	WA
6	37 49	3514	J. Jamieson	ACT

M 45

PLACE	TIME	NO	NAME	STATE
	mins secs			
1	33 11	4578	P. Hannaford	VIC
2	33 17	4513	F. Green	ACT
3	33 30	4547	T. Pugh	SA
4	34 20	4591	J. Seymon	VIC
5	34 48	4544	F. Howitt	SA
6	35 21	4525	M. Roberts	NSW
7	35 23	4573	T. Cook	VIC
8	36 59	4543	J. Duran	SA
9	38 16	4541	W. Brown	SA
10	38 29	4595	R. Wilson	VIC
11	38 33	4511	A. Brown	ACT
12	38 48	4552	J. Becker	TAS
13	39 14	4538	R. Barber	SA
14	40 4	4523	H. Beatty	NSW
15	41 0	4585	J. Peacock	VIC
16	41 34	4527	W. Seary	NSW
17	41 47	4530	C. Young	NSW
18	41 48	4539	P. Boyce	SA
19	44 9	4582	G. Murfett	VIC
20	47 37	4599	A. Lakin	NSW

M 55

PLACE	TIME	NO	NAME	STATE
	mins secs			
1	37 0	5545	R. Crack	TAS
2	37 17	5561	P. Piper	NSW
3	37 46	5520	B. Sharpe	NSW
4	38 22	5509	P. Tesseyman	ACT
5	38 38	5538	A. McComb	SA
6	40 52	5503	R. Sara	SA
7	42 20	5541	G. Parkinson	SA
8	43 25	5501	B. Morrey	VIC
9	46 0	5534	M. Cubitt	SA
10	51 12	5504	P. Jenkins	SA

M 40

PLACE	TIME	NO	NAME	STATE
	mins secs			
1	32 30	4092	C. Stevenson	VIC
2	32 34	4029	J. Hennessy	NSW
3	32 57	4051	J. Burnell	SA
4	33 6	4084	G. Moore	VIC
5	33 23	4009	B. Hicks	SA
6	34 26	4081	L. Leyden	VIC
7	34 31	4008	D. Beck	SA
8	34 35	4013	K. Eynon	ACT
9	34 59	4018	B. Thomas	ACT
10	36 9	4038	M. McDermott	QLD
11	36 18	4053	B. Erskine	SA
12	36 45	4082	P. Maddigan	VIC
13	37 0	4077	B. Holcombe	VIC
14	37 4	4032	N. Tamplin	NSW
15	37 16	4090	K. Schnibbe	VIC
16	38 19	4002	M. Orelli	VIC
17	40 1	4091	I. Stansfield	VIC
18	43 1	4073	P. Buller	VIC
19	46 44	4034	A. Turnbull	NSW

M 50

PLACE	TIME	NO	NAME	STATE
	mins secs			
1	33 45	5012	A. Blonner	NSW
2	36 46	5063	J. Smith	VIC
3	37 47	5068	R. Young	VIC
4	38 5	5006	H. Thompson	SA
5	38 10	5059	K. Only	VIC
6	38 25	5047	R. Callaghan	VIC
7	38 42	5062	C. Silcock	VIC
8	40 4	5052	T. Davison	VIC
9	43 25	5046	C. Browne	VIC
10	44 34	5014	W. Gross	NSW
11	50 39	5040	D. Carr	WA
12	62 49	5029	R. Auld	SA

M 60

PLACE	TIME	NO	NAME	STATE
	mins secs			
1	37 1	6033	G. McKeown	VIC
2	37 18	6036	T. Orr	VIC
3	38 50	6016	L. Frisby	SA
4	40 15	6013	W. Beames	SA
5	42 52	6021	A. Tyson	WA
6	43 10	6042	F. Devlin	NSW
7	44 16	6030	N. LeRossignol	VIC
8	44 31	6002	M. Collins	ACT
9	46 25	6031	K. Matchett	VIC

F 30

PLACE	TIME	NO	NAME	STATE
	mins secs			
1	39 2	3012	R. Lucas	VIC
2	47 16	3013	J. Foley	VIC

F 45

PLACE	TIME	NO	NAME	STATE
	mins secs			
1	37 16	4561	D. Browne	VIC
2	38 32	4516	N. Ducker	NSW
3	41 13	4501	J. Morrey	VIC
4	48 55	4568	H. Murfett	VIC
5	51 56	4562	A. Callaghan	VIC
6	51 57	4564	J. Davison	VIC
7	55 13	4569	P. Smith	VIC
8	52 28	4517	I. Gross	NSW
9	62 47	4533	J. Auld	SA
10	66 0	4509	M. Johnson	ACT

F 50

PLACE	TIME	NO	NAME	STATE
	mins secs			
1	44 42	5026	S. Simpson	SA
2	58 47	5045	J. Only	VIC

F 55

PLACE	TIME	NO	NAME	STATE
	mins secs			
1	41 54	5547	J. Albury	VIC
2	48 42	5557	S. Young	VIC

F 35

PLACE	TIME	NO	NAME	STATE
	mins secs			
1	35 24	3534	D. Letherby	SA
2	36 29	3546	I. Cook	VIC
3	37 20	3531	J. Daly	SA
4	38 57	3510	J. Cullen	ACT
5	41 46	3552	P. Wallace	VIC
6	44 41	3548	J. McGarity	VIC
7	54 46	3549	S. Maddigan	VIC

F 40

PLACE	TIME	NO	NAME	STATE
	mins secs			
1	41 48	4021	P. Batho	NSW
2	44 34	4007	C. Beck	SA
3	45 1	4070	M. Serre	VIC
4	45 55	4068	E. Mercer	WA
5	46 2	4037	D. Southern	QLD
6	47 5	4044	G. Boyce	SA
7	48 15	4047	M. Rhodes	SA
8	54 40	4100	M. Juchau	NSW
9	54 49	4069	M. Dickinson	VIC

M 65


PLACE	TIME	NO	NAME	STATE
	mins secs			
1	36 7	6502	J. Gilmour	WA
2	46 34	6516	P. Colthup	VIC
3	58 12	6508	B. McDermott	QLD

M 70

PLACE	TIME	NO	NAME	STATE
	mins secs			
1	48 41	7002	V. Adamson	N.Z.
2	50 38	7001	C. Bould	WA

M 75

PLACE	TIME	NO	NAME	STATE
	mins secs			
1	55 3	7502	J. Brown	VIC
2	58 46	7506	H. Preston	VIC



AUSTRALIAN VETERANS ATHLETICS CHAMPIONSHIPS ... ADELAIDE 1986

20 Km ROADWALK MEN

<u>M 40</u> 20 Km ROAD WALK				
PLACE	TIME	NO	NAME	STATE
	mins secs			
1	109 12	4085	G. Paton	VIC
2	109 36	4039	K. Maurer	QLD
3	115 34	4088	G. Russell	VIC

<u>M 45</u>				
PLACE	TIME	NO	NAME	STATE
	mins secs			
1	99 38	4574	M. Dickinson	VIC
2	105 54	4546	M. Marker	SA
3	116 52	4588	D. Reavey	VIC

<u>M 50</u>				
PLACE	TIME	NO	NAME	STATE
	mins secs			
1	103 16	5002	H. Summers	VIC
2	112 44	5053	R. Gardiner	VIC
3	128 16	5066	A. Barling	VIC

<u>M 55</u>				
PLACE	TIME	NO	NAME	STATE
	mins secs			
1	116 20	5510	P. Waddell	ACT
2	118 42	5536	C. Hainsworth	SA
3	119 54	5551	G. Gourlay	VIC
4	123 26	5555	R. Thomas	VIC
5	127 13	5523	R. Whitham	NSW
6	135 59	5542	G. Peters	SA

<u>M 60</u>				
PLACE	TIME	NO	NAME	STATE
	mins secs			
1	123 2	6004	B. Jones	NSW

<u>M 70</u>				
PLACE	TIME	NO	NAME	STATE
	mins secs			
1	121 2	7007	T. Daintry	VIC
2	133 35	7005	J. Webber	SA
3	176 27	7009	L. McGregor	VIC

<u>M 75</u>				
PLACE	TIME	NO	NAME	STATE
	mins secs			
1	146 30	7504	G. Knott	VIC
2	151 30	7507	F. Scully	VIC

<u>M 80</u> 10 Km ROAD WALK				
PLACE	TIME	NO	NAME	STATE
	mins secs			
1	89 52	8001	W. Grierson	VIC

AUSTRALIAN VETERANS ATHLETICS CHAMPIONSHIPS ... ADELAIDE 1986

10 Km ROADWALK WOMEN

<u>F 35</u> 10 Km ROAD WALK				
PLACE	TIME	NO	NAME	STATE
	mins secs			
1	56 48	3533	L. Harpur	SA

<u>F 40</u>				
PLACE	TIME	NO	NAME	STATE
	mins secs			
1	62 5	4011	J. Johnson	ACT
2	66 58	4046	E. McFarlane	SA

<u>F 45</u>				
PLACE	TIME	NO	NAME	STATE
	mins secs			
1	61 25	4567	P. Hall	VIC
2	62 16	4515	L. Craig	NSW
3	62 26	4535	A. Miller	SA

<u>F 50</u>				
PLACE	TIME	NO	NAME	STATE
	mins secs			
1	72 47	5011	J. Thew	NSW
2	78 27	5007	M. Wahren	ACT

<u>F 55</u>				
PLACE	TIME	NO	NAME	STATE
	mins secs			
1	64 43	5543	S. Brasher	TAS
2	71 41	5512	O. Webb	NSW

<u>F 60</u>				
PLACE	TIME	NO	NAME	STATE
	mins secs			
1	72 47	6022	M. Colthup	VIC

<u>F 65</u>				
PLACE	TIME	NO	NAME	STATE
	mins secs			
1	74 6	6515	S. Murmane	VIC
2	78 24	6514	G. McDonald	VIC
3	89 32	6501	T. Adamson	N.Z.